

**GOUR MAHAVIDYALAYA, MANGALBARI, MALDA**

**DEPARTMENT: Zoology**

**ONLINE CLASS: 01.07.2020 to 28.5.2021**

**DOCUMENTS/WEB PAGE**

Academic year 2020-21 is an unprecedented time, due to COVID Pandemic situation. According to Govt. of West Bengal's order all the education was closed and no student was allowed to come to the institution. Hence, all the teaching was in online mode only.

ONLINE TEACHING AND LEARNING: 2020-21			
Dr Soumik Agarwal	GoogleMeet, Google Whiteboard, Google Classroom, WhatsApp, Power Point presentation.	Laptop or Mobile	
Ms. Piyalee Majumder	GoogleMeet, Google Classroom, WhatsApp,	Laptop or Mobile	
Md Nazir Hossain	GoogleMeet, Google Classroom, WhatsApp,	Laptop or Mobile	
Ms. Titu Karmakar	GoogleMeet, Google Classroom, WhatsApp,	Laptop or Mobile	
Ms. Atindriya Sen	GoogleMeet, Google Classroom, WhatsApp,	Laptop or Mobile	
Ms. Sanchita Chakraborty	GoogleMeet	Mobile	

ACADEMIC QUARTER	CLASS	NAME OF THE TEACHER	TOPIC TO BE COVERED	NO OF LECTURES
JULY 20, TO SEPTEMBER 20	1 <sup>ST</sup> SEMESTER (HONS.)	Dr Soumik Agarwal  HONS. (THEORY+ PRACTICAL) GENERAL (THEORY+ PRACTICAL) SYLLABUS TOPICS ARE TO BE ALLOTTED	<b>ZOOL DC1: Non-Chordates I (Protists to Pseudo-coelomates)</b> Unit 1: Basics of Animal Classification: Six kingdom concept of classification (Carl Woese) Unit 2: Protista: General characteristics and classification up to phylum; Locomotion in Euglena, Paramecium and Amoeba; Conjugation in Paramecium; Life cycle and pathogenicity of Plasmodium vivax and Entamoeba histolytica. Unit 3: Porifera: General characteristics and classification up to classes; Canal system, cell types and spicules in sponges. <b>Unit 7: Nematelminthes:</b> General characteristics and classification up to classes; Life cycle, pathogenicity, parasitic adaptations and control measures of <i>Ascaris lumbricoides</i> and <i>Wuchereria bancrofti</i> Practical:- Identification; <b>Staining/mounting:</b> Any protozoa/helminth from gut of cockroach.	18
	1 <sup>ST</sup> SEMESTER (Gen)		<b>Discipline Core Courses (DC): Zoology for General Studies</b> <b>(A1)DC 1: Animal Diversity and Ecology Theory (A1)-ZOOL-G-DC 1-T :</b>	18

			<p><b>Group A: Biology of Non-Chordates(=10 marks)</b>  <b>Unit 1: Basics of Animal Classification</b> - Six kingdom concept of classification (<b>Carl Woese</b>).  <b>Unit 2: Protista and Metazoa</b> - Protozoa-general characteristics and classification up to phylum, locomotion in <i>Euglena</i>, <i>Paramecium</i> and <i>Amoeba</i>, conjugation in <i>Paramecium</i>.  <b>Unit 3: Porifera</b> - General characteristics and classification up to classes, canal system in sponges.  <b>Unit 4: Cnidaria</b> - General characteristics and classification up to classes, metagenesis in <i>Obelia</i>; corals and coral reef diversity, functions &amp; conservation.  <b>Unit 5: Ctenophora</b> - General characteristics and classification up to class.  <b>Unit 6: Platyhelminthes</b> - General characteristics and classification up to classes; life cycle and pathogenicity and control measures of <i>Fasciola hepatica</i>, parasitic adaptation of <i>Fasciola</i> sp.</p>	
	3 <sup>RD</sup> SEMESTER (HONS.)		<p><b>ZOOL DC5: Cell Biology and Principles of Genetics</b>  <b>Group B: Principles of Genetics</b>  <b>Unit 1: Mendelian Genetics and its Extension-(i)</b> Principles of inheritance, incomplete dominance and co-dominance, multiple alleles (with special reference to blood group), lethal alleles, pleiotropy, gene interactions, (ii) Sex-linked, sex-influenced and sex-limited inheritance, polygenic inheritance (brief idea).  <b>Unit 2: Linkage, Crossing Over and Chromosomal Mapping</b>-Linkage, somatic crossing over, cytological basis of crossing over, molecular mechanism of crossing over.  <b>Group B: Principles of Genetics</b>  <b>Unit 1: Mendelian Genetics and its Extension-(i)</b> Principles of inheritance, incomplete dominance and co-dominance, multiple alleles (with special reference to blood group), lethal alleles, pleiotropy, gene interactions, (ii) Sex-linked, sex-influenced and sex-limited inheritance, polygenic inheritance (brief idea).  <b>Unit 2: Linkage, Crossing Over and Chromosomal Mapping</b>-Linkage, somatic crossing over, cytological basis of crossing over, molecular mechanism of crossing over.</p>	45
	3 <sup>RD</sup> SEMESTER (Gen)		<p><b>(A3)DC7 Physiology and Biochemistry</b>  <b>Group A: Physiology (= 12.5 marks)</b>  <b>Unit 1: Digestion and Absorption of Food</b>- Digestion and absorption of carbohydrates, fats and proteins.  <b>Unit 2: Functioning of Excitable Tissue (Nerve and Muscle):</b> Structure of neuron, Propagation of nerve impulse (myelinated and non-myelinated nerve fibre); structure of skeletal muscle, Mechanism of muscle contraction, Neuromuscular junction, Synaptic transmission.  Practical Group A: Experimentation Physiology  i. Preparation of temporary mounts: Blood film.  ii. Preparation of hemin and hemochromogen crystals  iii. Estimation of haemoglobin using Sahli's haemoglobinometer.</p>	18
	3 <sup>RD</sup> Year (Hons)		<p><b>Paper: ZHT-VIII</b>  <b>Unit 1: Microbiology and Immunology</b>  <b>Paper: ZHT-XII</b>  <b>Unit 1: Molecular Biology</b>  1. Molecular structure of DNA and RNA (3)</p>	45

			<p>2. DNA replication: basic rules and requirements; semiconservative mode of replication (Meselson's and Stahl's experiment); types— theta replication, rolling circle replication and linear eukaryotic replication.</p> <p>3. DNA damage and repair: formation of thymine dimer; nucleotide excision repair and base excision repair.</p>	
	3 <sup>RD</sup> Year (Gen)		<p><b>Paper: ZGT-V, Unit 2: Microbiology, Parasitology and Immunology 25 marks</b></p> <p>1. Outline classification of bacteria and virus.(3g)</p> <p>2. Food and water borne infections-cholera and typhoid.</p> <p>Paper: ZGP III: Laboratory course (Practical)</p> <p>1. Study of human blood film: identification of leucocytes</p> <p>2. Study of fecal smear/gut content smear of cockroach for parasites</p> <p>3. Collection and identification of animals: preservation of any five parasites and five pests (major/minor)</p>	9
2				
Oct20- Dec20	1 <sup>ST</sup> SEMESTER (HONS.)		<p>ZOOL DC2: Non-Chordates II (Coelomates) Unit 4: Onychophora: General characteristics and evolutionary significance.</p> <p>Unit 5: Mollusca: General characteristics and classification up to classes; Nervous system and torsion in Gastropoda; Feeding and respiration in Pila sp.</p>	18
	1 <sup>ST</sup> SEMESTER (Gen)		<p>Discipline Core (DC): Zoology for General Studies (A1)DC 1: Animal Diversity and Ecology Theory[(A1)-ZOOL-G-DC 1-T]:</p> <p>Unit 7: Aschelminthes - General characteristics and classification up to classes, life cycle, and pathogenicity and control measures of <i>Ascaris lumbricoides</i>; Parasitic adaptation of <i>Ascaris</i> sp.</p> <p>Unit 8: Annelida - General characteristics and classification up to classes, Excretion in Annelida.</p> <p>Unit 9: Arthropoda - General characteristics and classification up to classes, Respiration in arthropoda (gills in prawn and trachea in cockroach).</p> <p>Unit 10: Onychophora- General characteristics, body structure and evolutionary significance.</p> <p>Unit 11: Mollusca: General characteristics and classification up to classes, Nervous system and torsion in gastropod; feeding and respiration in <i>Pila</i> sp. Page 5 of 23</p> <p>Unit 12: Echinodermata: General characteristics and classification up to classes; water-vascular system in Asteroidea.</p> <p>Unit 13: Hemichordata: General characteristics of phylum Hemichordata; relationship with non-chordates and chordates.</p>	18
	3 <sup>RD</sup> SEMESTER (HONS.)		<p>ZOOL DC5</p> <p>Unit 3: Mutations- (i) Types of gene mutations (classification), types of chromosomal aberrations (classification with one suitable example of each), (ii) Non-disjunction and variation in chromosome number</p> <p>Unit 4: Sex Determination: (i)Mechanisms of sex determination in <i>Drosophila</i>, (ii) Sex determination in</p>	45

			<p>human, (iii) Dosage compensation in Drosophila &amp; human</p> <p>Unit 5: Extra-chromosomal Inheritance and Maternal effect- (i) Criteria for extra chromosomal inheritance, (ii) Kappa particle in Paramoecium, (iii) Shell spiralling in snail.</p> <p>ZOOL-H-DC5-P</p> <p>Identification of chromosomal aberration in Drosophila and human (by photograph).</p> <p>Identification of various mutants of Drosophila. ( by photographs only)</p> <p>Linkage maps based on data from crosses of Drosophila.(based on the three point test crosses)</p> <p>Pedigree analysis of some human inherited trait from the supplied data.</p> <p>Study of human karyotype (Subject to UGC guideline).</p> <p>Test for colour blindness in human from provided diagrams/ charts.</p>	
	3 <sup>RD</sup> SEMESTER (Gen)		<p>(A3)DC7 Physiology and Biochemistry</p> <p>Unit 3: Respiratory Physiology: Ventilation, external and internal respiration, transport of oxygen and carbon dioxide in blood.</p> <p>Unit 4: Renal Physiology: Functional anatomy of kidney, Mechanism of urine formation.</p>	18
	3 <sup>RD</sup> Year (Hons)		<p><b>Paper: ZHT-X11</b></p> <p><b>Unit 1: Molecular Biology</b></p> <p>4. Mutation and mutagens: molecular basis— frame shift mutation, tautomeric shifts (ability to cause mutations); chemical and physical mutagenic agents.</p> <p>5. Protein synthesis: stages, components and their functions.</p> <p>6. Molecular biology of cancer: proto oncogenes and their activation; tumor suppressor genes; apoptosis mechanisms</p>	45
	3 <sup>RD</sup> Year (Gen)		<p>ZGT-V</p> <p>Unit-1</p> <p>2. Chemical, biological, hormonal and pheromonal control mechanisms of pests. General idea about IPM</p>	9
3				
Jan21- March21	2 <sup>nd</sup> SEMESTER (HONS.)		<p>DC3</p> <p><b>Unit 7: Reptilia:</b> (i) General characteristics and classification up to living Orders. (Young 1981),(ii) Poison apparatus and biting mechanism in snake, snake venom and method of treatment of snake biting,(ii) <i>Sphenodon</i>- present status</p> <p><b>Unit 8: Aves:</b> (i) General characteristics and classification up to Sub-Classes. (Young, 1981), (ii) Exoskeleton and migration in birds, (ii) Principles and aerodynamics of flight, (iv) <i>Archaeopteryx</i>-a connecting link.</p>	18
	2 <sup>nd</sup> SEMESTER (Gen)		<p>DC4</p> <p>Unit 4: Circulatory System- General plan of circulation, comparative account of heart and aortic arches.</p> <p>Unit 5: Urinogenital System- Succession of kidney, Evolution of urinogenital ducts.</p>	18

			DC4P i. <b>Study</b> of placoid, cycloid and ctenoid scales through permanent slides/photographs. ii. <b>Study</b> of disarticulated skeleton of toad, pigeon, fowl, guineapig and rabbit. iii. <b>Demonstration</b> of carapace and plastron of turtle.	
	4 <sup>th</sup> SEMESTER (HONS.)		DC9 Unit 7: Physiology of Heart - Structure of mammalian heart, coronary circulation, structure and working of conducting myocardial fibres, origin and conduction of cardiac impulses; ECG, cardiac cycle and cardiac output; blood pressure and its regulation Unit 8: Thermoregulation & Osmoregulation - Physiological classification based on thermal biology; thermoregulation of homeotherms; osmoregulation in aquatic vertebrates; extra renal osmoregulatory organs in vertebrates. Unit 9: Renal Physiology - Histology of kidney and nephrons, mechanism of urine formation, glomerular filtration, tubular secretion, plasma clearance and counter current mechanism	45
	4 <sup>th</sup> SEMESTER (Gen)		DC10 Grp-B Unit 1: Life's Beginnings- Origin of life, Chemogeny Unit 2: Theory and concept of evolution - Historical review of evolutionary concepts, Lamarckism, Darwinism and Neo-Darwinism, Geological time scale, evolution of Horse.	18
	3 <sup>RD</sup> Year (Hons)		<b>Unit 2: Biotechnology</b> 1. Recombinant DNA technology: role of restriction endonucleases in recombinant DNA formation and gene cloning; molecular vectors used in the rDNA technology and their importance (plasmid, cosmid, phagemid, yeast artificial chromosomes) 2. Biotechnological tools for protein and DNA analysis: Western and Southern blot analysis; PCR— requirements, types and application; DNA finger printing and cDNA library construction 3. Medical biotechnology: hybridoma technology and gene therapy— basic concept and application; vaccines and vaccination— concept and applications of attenuated (live) and inactivated (killed) vaccines, toxoid and DNA vaccines	45
	3 <sup>RD</sup> Year (Gen)		ZGT-V Unit-1 7. Dairy: Common Indian and foreign dairy breeds of mulching cows, Milk processing( Pasteurization) 5. Parasitic adaptations of <i>Fasciola</i> and <i>Taenia</i> 6. Role of Mosquito, Sand fly, house fly, cyclops, cockroach, flea, ticks, mites and rats in transmission of diseases.	9
4				
April21- June21	2 <sup>nd</sup> SEMESTER (HONS.)		DC3: Unit 9: Mammals: (i) General characters and	18

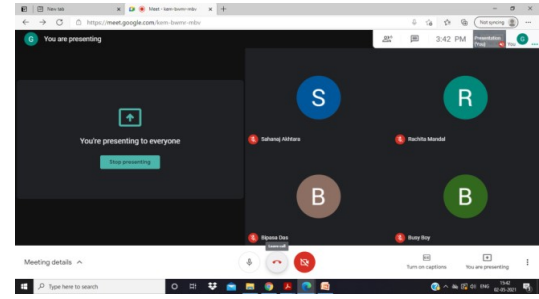
			<p>classification up to living Infra class (Young,1981), (ii) Affinities of Prototheria, (iii) Adaptive radiation in mammals with reference to locomotory appendages, (iv) Echolocation in Chiropterans and Cetaceans.</p> <p>DC3P</p> <p>iv. Amphibia: Necturus, Bufo, Rana, Hyla, Alytes, Axotl, Tylotriton, Ambystoma.</p> <p>v. Reptilia: Chelone, Trionyx, Hemidactylus, Varanus, Uromastix, Chamaeleon, Ophisaurus, Draco, Bungarus, Vipera, Naja, Hydrophis, Crocodylus; Key for identification of poisonous and non-poisonous snakes.</p> <p>vi. Mammalia: Bat (insectivorous and frugivorous), Funambulus.</p>	
	2 <sup>nd</sup> SEMESTER (Gen)		<p>DC4</p> <p><b>Unit 6: Nervous System-</b> Comparative account of brain, cranial nerves in mammals.</p> <p><b>Unit 7: Skeletal System-</b> Evolution of visceral arches.</p> <p>DC4P Grp-A</p> <p>iv. Identification of mammalian skulls: <i>Bufo</i>, <i>Rana</i>, <i>Columba</i>, <i>Cavia</i> and Dog.</p>	18
	4 <sup>th</sup> SEMESTER (HONS.)		<p>DC10 Grp-A</p> <p>Unit 1: Definition of taxonomy, micro- and macro taxonomy, systematic, Linnean hierarchy, cladistics, hierarchy, taxonomic types</p> <p>Unit 2: Principles of Binomial nomenclature.</p> <p>Unit 3: Species concept: Types and modes, type concept, primary and secondary types-definition and application.</p>	45
	4 <sup>th</sup> SEMESTER (Gen)		<p>DC10 Grp-B</p> <p>Unit 3: Sources of variations - Types of variations and their role in evolution</p> <p>Unit 4: Population genetics - Hardy-Weinberg law, Natural selection; Genetic drift mechanism (Founder's effect, Bottleneck phenomenon);</p>	18
	3 <sup>RD</sup> Year (Hons)		<p><b>Paper-X</b></p> <p><b>Parasitology and Medical Zoology</b></p> <p>1. Parasites, parasitism and hyperparasitism: importance of hosts in parasitic development; parasitic adaptations</p> <p>2. Mode of transmission, diagnosis and control measures of human malaria and taeniasis</p> <p>3. Life-cycle, pathogenicity and treatment of parasitic infection to humans: <i>Schistosoma haematobium</i>, <i>Entamoeba histolytica</i> and <i>Trypanosoma brucei</i> Gambiense</p> <p>4. General aspects of host-parasite interaction</p> <p>Paper: ZHT-XII</p> <p>Unit 2: Biotechnology</p> <p>4. DNA sequencing and DNA microarray: techniques and applications</p> <p>5. Cell culture techniques: primary and secondary cell cultures; cell lines: definition, development and maintenance; cryopreservation of cells and tissues</p> <p>6. Environmental and food biotechnology: application of tools and techniques in bioremediation (pesticide only), water purification (drinking water) and food preparation (curd and cheese)</p>	45

	3 <sup>RD</sup> Year (Gen)		<b>ZGT-V</b> Unit-1: 8. Biostatistics: Sample, frequency distribution, histogram; definition and calculation of mean, median, mode, standard deviation and standard error ( problems to be solved). Unit-2 9. Structure and mechanism of transmission of HIV 10. Principles of Vaccination and types of vaccines	9
--	----------------------------	--	---	---

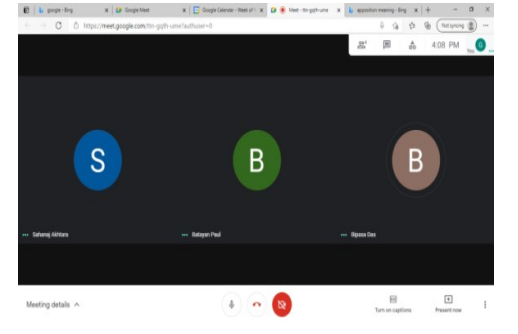
Representative teacher's diary for a week

21/05/2021	10.30 am Google Meet	Sem4	DC8	Structure and biological importance: Monosaccharides, disaccharides, polysaccharides; Derivatives of monosachharides
21/05/2021	4.30 pm	Sem2	DC4	<b>Digestive System:</b> Comparative anatomy of stomach; Dentition in mammals.
22/05/2021	10.30 am	Sem4 Gen	DC10	Multiple alleles, Sex-linked characters, Sex- influenced and Sex-limited inheritance.
25/05/2021	1.00 pm	Sem4	Extra	Writing of survey report; How to analyze survey data
26/05/2021	4.30 pm	3 <sup>rd</sup> Year		Immunology
27/05/2021	4.45 pm	Sem4	DC8	Carbohydrate metabolism: Glycolysis, citric acid cycle, gluconeogenesis
28/05/2021	10.30 am	Sem2	DC4	Comparative anatomy : Respiratory organs in fishes
28/05/2021	12.00 pm	Sem4 Gen	DC10	Types of gene mutations (classification), Types of chromosomal aberrations (classification with one suitable example of each)

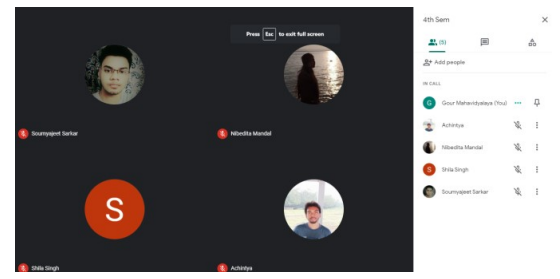
### 2/5/20 Sem 2



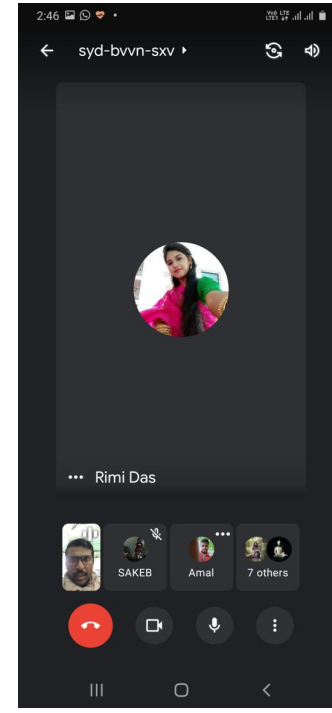
### 2/12/20 Sem1



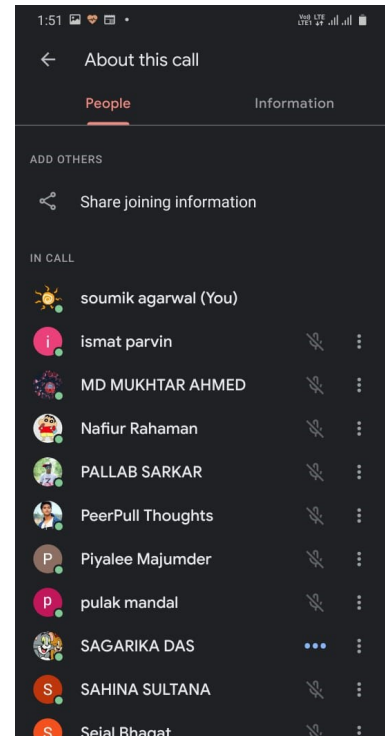
### July 20 2<sup>nd</sup> Year



### Sep'20 Sem2

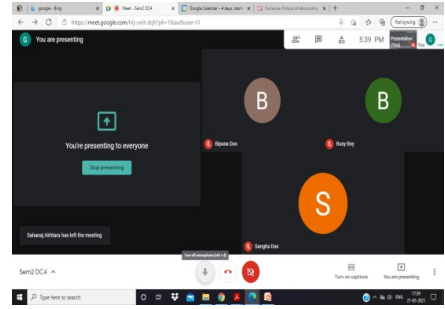


### Sep'20 2<sup>nd</sup> year

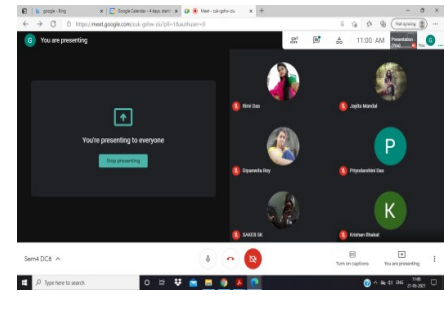




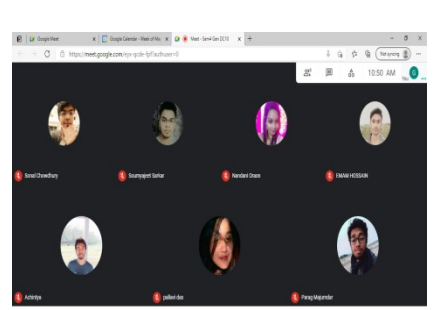
### 21/5/21 Sem 2



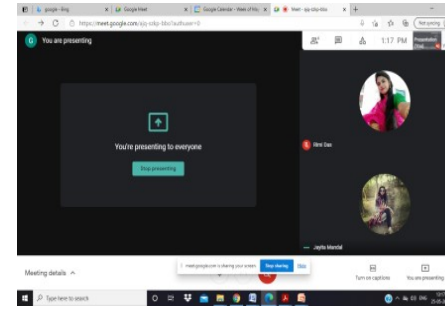
### 21/5/21 Sem4



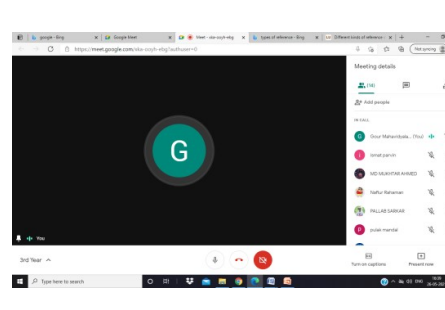
### 22/5/21 Sem4



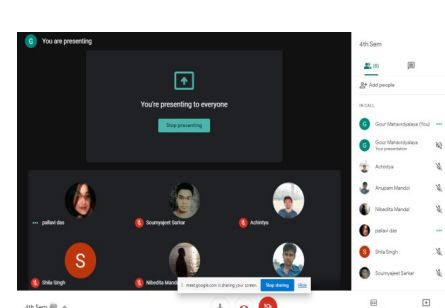
### 25/5/21 Sem4



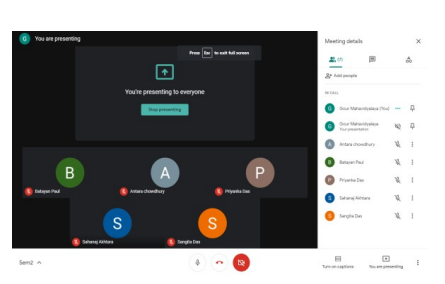
### 26/05/21 3<sup>rd</sup> year



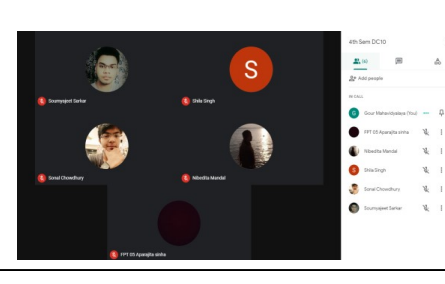
### 27/05/20 Sem4



### 28/5/21 Sem 2



### 28/05/21 Sem4



*S. Agarwal*

**ZOOLOGY LESSON PLAN OF ACCADEMIC YEAR 2020-2021**

ACADEMIC QUARTER	CLASS	NAME OF THE TEACHER	TOPIC TO BE COVERED	NO OF LECTURES (HOURS)
JULY 20, TO SEPTEMBER 20	1 <sup>ST</sup> SEMESTER (HONS.),	<b>Piyalee Majumder, SACT.</b>  HONS. (THEORY + PRACTICAL) GENERAL (THEORY + PRACTICAL) SYLLABUS TOPICS ARE TO BE ALLOTTED	<b>1<sup>ST</sup> SEMESTER (HONS.):</b> PAPER CODE: ZOOLOG-H-DC2-T: NON CHORDATE-II: COEOMATE (THEORY) Unit 5. Unit 5: Mollusca: General characteristics and classification up to classes; Nervous system and torsion in Gastropoda; Feeding and respiration in Pila sp. PAPER CODE:  ZOOLOG-H-DC2-P: NON CHORDATE-I: COEOMATE (PRACTICAL GROUP A+GROUP B) c. Onychophora d. Molluscs - <i>Chiton, Dentalium, Pila, Doris, Helix, Unio, Mytilus, Ostrea, Pinctada, Sepia, Octopus, Nautilus, Loligo.</i>	30
	1 <sup>st</sup> SEMESTER (GENERAL)		<b>1<sup>st</sup> Semester General:</b> PAPER CODE : DC1 A1: Animal Diversity and Ecology GROUP B : Biology of Chordates Unit 1: Introduction to Chordates- General characteristics and outline classification of phylum Chordata. Unit 2: Protochordata (invertebrate chordate) - General characteristics and classification of sub-phylum Urochordata and Cephalochordata up to classes; retrogressive metamorphosis in Ascidia; chordate features and feeding in Branchiostoma. Unit 3: Agnatha- General characteristics and classification of Cyclostomes up to order. Unit 4: Pisces: General characteristics and classification of Chondrichthyes and Osteichthyes up to subclasses, accessory respiratory organ in fishes. Practical: PAPER CODE -(A1)-ZOOLOG-G-DC 1-P Biology of Chordates Identification: a. Protochordata: <i>Balanoglossus, Herdmania, Branchiostoma; Agnatha- Petromyzon, Myxine.</i> b. Fishes: <i>Scoliodon, Sphyrna, Mystus, Heteropneustes, Labeo, Exocoetus, Echeneis, Anguilla, Hippocampus, Anabas Flat fish;</i> c. Amphibia: <i>Necturus, Bufo, Hyla, Axolotl, Tylotriton</i>	5
	3 <sup>RD</sup> SEMESTER (HONS.),		<b>3<sup>RD</sup> SEMESTER (HONS):</b> PAPER CODE:  ZOOLOG-H-DC6-T: Ecology and Conservation Biology (THEORY) Group A: Perspective of Ecology	4
	3 <sup>RD</sup> SEMESTER (GENERAL),		Unit 1: Introduction to Ecology- History of ecology, autecology and synecology, levels of organization, laws of limiting factors, limiting factors: temperature and light.  Unit 2: Population-(i) Population density, natality, birth rate and mortality,  (ii) Unique and group attributes of population: demographic factors, life tables, fecundity tables, survivorship curves, dispersal and dispersion,  (iii) Geometric, exponential and logistic growth, equation and patterns, r and k strategies, population regulation - density-dependent and independent factors,  (iv) Population interactions, Gause's principle with laboratory and field examples, Lotka-Volterra equation for competition, intra- and inter-specific interaction.	15
3 <sup>RD</sup> YEAR (HONS.),				
3 <sup>RD</sup> YEAR (GENERAL)				

			<p>PAPER CODE:          ZOOL-H-DC6-P:          (PRACTICAL GROUP A+GROUP B)          1. Study of life tables and plotting of survivorship curves of different types from the hypothetical/real data provided.          2. Determination of population density in a natural/hypothetical community by quadrat method and calculation of Shannon-Weiner diversity index for the same community.</p> <p><b>3<sup>RD</sup> SEMESTER (GENERAL):</b>          PAPER CODE:          ZOOL-G-DC7-A3-T:          (A3)DC7 Physiology and Biochemistry          GROUP A: Animal Physiology          (THEORY)          Unit 7: Introduction to Endocrinology: General idea of endocrine systems, Classification, characteristic and transport of hormones.          Unit 8: Regulation of Hormone Action: Mechanism of action of steroidal, Non steroidal hormones with receptors.          Practical :          PAPER CODE:          ZOOL-G-DC7-A3-P:          GROUP A: PHYSIOLOGY          iv. Examination of permanent histological sections of mammalian duodenum, lung, kidney, thyroid, pancreas, adrenal, testis, ovarian and pituitary.</p> <p><b>3<sup>RD</sup> YEAR (HONS):</b>          PAPER CODE:          ZHT-VIII (THEORY):          Unit 1: Microbiology and Immunology          1. Outline classification of viruses, bacteria and fungus; structural organization of virus and bacteria.          2. Bacterial growth curve, and bacterial genetics; bacteria culture techniques and culture media: stab culture, streak plate dilution and pour plating; solid and liquid media; selective and enriched media.          3. Transmission, spectrum of illness, diagnosis and treatment: typhoid, cholera and tuberculosis.</p> <p>PAPER CODE:          ZHP-III (PRACTICAL):          4. Gram-staining of curd bacteria          5. Study of gut parasites from cockroach (demonstration).</p> <p><b>3<sup>rd</sup> YEAR GENERAL</b>          Paper: ZGT-V THEORY          Unit 2: Microbiology, Parasitology and Immunology          4. Life cycle of Plasmodium vivax, Ascaris lumbricoides, Wuchereria bancrofti-their pathogenicity and treatment.</p> <p>PAPER CODE:          Paper: ZGP III          PRACTICAL          5. Identification of prepared slides: zooplanktons and phytoplanktons.</p>	<p>4</p> <p>8</p> <p>2</p> <p>15</p> <p>4</p> <p>8</p> <p>2</p>
OCTOBER	1 <sup>ST</sup>			30



		<p>ZOOL-G-DC7-A3-T: GROUP A: Physiology (THEORY) Unit 5: Cardiovascular Physiology: Structure of heart, Coordination of heart beat. Unit 6: Endocrine and Reproductive Physiology: Structure of endocrine glands (pituitary, thyroid, pancreas, adrenal, ovaries and testes) and role of hormones secreted by these glands, menstrual cycle.</p> <p>PAPER CODE: ZOOL-G-DC7-A3-P: GROUP A: PHYSIOLOGY (PRACTICAL GROUP A+GROUP B): iv. Examination of permanent histological sections of mammalian duodenum, lung, kidney, thyroid, pancreas, adrenal, testis, ovarian and pituitary.</p> <p><b>3<sup>RD</sup> YEAR (HONS.):</b> PAPER CODE: ZHT-VIII (THEORY): Unit 1: Microbiology and Immunology 4. Rat borne disease: plague and leptospirosis— diagnosis and treatment; food borne and spoilage bacteria: symptoms of the infection and treatment. 5. Body's immune systems: involved cells and tissues; concept on adaptive and innate immunity; activation of Bcells and T-cells; primary and secondary immune responses. 6. Characteristics of antigen and antibody; immunoglobulin types and their functions. 7. ELISA: types and applications; concept on monoclonal and polyclonal antibodies and their applications in medical diagnosis</p> <p>PAPER CODE: ZHP-III (PRACTICAL): 4. Gram-staining of curd bacteria. 5. Study of gut parasites from cockroach (demonstration)</p> <p><b>3rd YEAR GENERAL</b> THEORY <b>Paper: ZGT-V</b> Unit 2: Microbiology, Parasitology and Immunology 5. Parasitic adaptations of Fasciola and Taenia</p> <p>PAPER CODE: PRACTICAL Paper: ZGP III 6. Identification of microfilaria larva; type specimen: <i>Taenia solium</i>, <i>Scirpophaga incertulus</i>, <i>Sitophilus oryzae</i>, <i>Leptocorisa</i>, <i>Epilachna</i>, <i>Coccinella</i>, <i>Lepisma</i>, Termite, <i>Bandicota sp.</i>, <i>Labeo rohita</i>, <i>L. bata</i>, <i>Catla catla</i>, <i>Cirrhinus mrigala</i>, <i>Hypophthalmichthys molitrix</i>, <i>Ciprinus carpio</i>, <i>Ctenopharyngodon idela</i>, <i>Tenuulosa (=Hilsa) ilisha</i>, <i>Penaeus</i>, <i>Macrobrachium rosenbrgi</i></p>	5  8  2  15  4  8  2
JANUARY 21, TO MARCH 21,	2 <sup>ND</sup> SEMESTER (HONS.),  2 <sup>ND</sup> SEMESTER (GENERAL)  4 <sup>TH</sup> SEMESTER (HONS.),	<p><b>2<sup>ND</sup> SEMESTER (HONS.):</b> PAPER CODE: ZOOL-H-DC4-T: COPARATIVE ANATOMY OF VERTEBRATE (THEORY) Unit 5: Circulatory System: General plan of circulation; Comparative account of heart and aortic arches.</p> <p>PAPER CODE: ZOOL-H-DC4-P: COPARATIVE ANATOMY OF VERTEBRATE DIVERSITY OF CHORDATES</p>	30

	<p>3<sup>RD</sup> SEMESTER (GENERAL),</p> <p>3<sup>RD</sup> YEAR (HONS.),</p> <p>3<sup>RD</sup> YEAR (GENERAL)</p>	<p>(PRACTICAL GROUP A+GROUP B)</p> <p>2. Study of disarticulated skeleton of toad, pigeon and guinea pig.</p> <p>2<sup>ND</sup> SEMESTER (GENERAL)</p> <p>PAPER CODE: ZOOL-G-DC4-A2</p> <p>DEVELOPMENTAL BIOLOGY AND EMBRYOLOGY (THEORY)</p> <p>Unit1: Early Embryonic Development- Gametogenesis: spermatogenesis, oogenesis; types of eggs, egg membranes; fertilization in Sea urchin: changes in gametes, Blocks to polysperm, planes and patterns of cleavage; Types of blastula, Early development of chick up to gastrulation</p> <p>Unit 2: Late Embryonic Development- Fate of germ layers, Extra-embryonic membranes in birds, placenta (structure, types and functions of placenta).</p> <p>2<sup>ND</sup> SEMESTER (GENERAL)</p> <p>PAPER CODE: ZOOL-G-DC4-A2</p> <p>DEVELOPMENTAL BIOLOGY AND EMBRYOLOGY (PRACTICAL GROUP A+GROUP B)</p> <p>1. Identification of whole mounts of developmental stages of chick through permanent slides: Primitive streak (13 and 18 hours), 24, 48, 72, and 96 hours of incubation. ii. Study of different sections of placenta (from photomicrograph/ slides)</p> <p>iii. Study of live gametes from white rat.</p> <p><b>4<sup>TH</sup> SEMESTER(HONS):</b></p> <p>PAPER CODE: ZOOL-H-DC10-T:</p> <p>SYSTEMATICS AND EVOLUTION</p> <p>GROUP A (THEORY)</p> <p>Unit 4: General idea and code of zoological nomenclature, principles of priority, synonym and homonym.</p> <p>Unit 5: Cytological, biochemical and molecular taxonomy: Basic ideas.</p> <p>PAPER CODE: ZOOL-H-DC10-P:</p> <p>SYSTEMATICS AND EVOLUTION</p> <p>GROUP A (PRACTICAL GROUP A+GROUP B)</p> <p>4. Allozyme analysis in relation to morphology and taxonomy</p> <p>5. Dichotomous key preparation for insect identification at genus level</p> <p><b>4<sup>TH</sup> SEMESTER (GENERAL):</b></p> <p>PAPER CODE: ZOOL-G-DC10-A4-T:</p> <p>GENETICS AND EVOLUTIONARY BIOLOGY (THEORY)</p> <p>GROUP B: EVOLUTIONARY BIOLOGY</p> <p>Unit 5: Species concept - Biological species concept (advantages and limitations), isolating mechanisms, modes of speciation (Allopatric, Sympatric)</p> <p>PAPER CODE: ZOOL-G-DC10-A4-P:</p> <p>GENETICS AND EVOLUTIONARY BIOLOGY</p> <p>GROUP B: EVOLUTIONARY BIOLOGY: (PRACTICAL GROUP A+GROUP B)</p> <p>iii. Study from charts:</p> <p>(i) Phylogeny of horse with diagrams/ cut outs of limbs and teeth of horse ancestors,</p> <p>(ii) Darwin's Finches with diagrams/ cut outs of beaks of different species.</p> <p><b>3<sup>RD</sup> YEAR (HONS):</b></p> <p>PAPER CODE: ZHT-VIII (THEORY):</p> <p>UNIT 2:PARASITOLOGY AND IMMUNOLOGY</p> <p>1. Parasites, parasitism and hyperparasitism: importance of hosts in parasitic development; parasitic adaptations</p> <p>2. Mode of transmission,diagnosis and control measures of human malaria</p>	<p>5</p> <p>15</p> <p>5</p> <p>15</p> <p>4</p> <p>8</p> <p>2</p>
--	--	--	--




		<p>Unit 3: Historical review of evolutionary concepts, Lamarkism, Darwinism and natural selection and Neo-Darwinism</p> <p>PAPER CODE: ZOOH-H-DC10-P: SYSTEMATICS AND EVOLUTION GROUP A (PRACTICAL GROUP A+GROUP B) 6. Mapping of the distribution of endangered species on supplied data. 7. Study of homology and analogy from suitable specimens</p>	
		<p><b>4<sup>TH</sup> SEMETER (GENERAL):</b> PAPER CODE: ZOOH-G-DC10-A4-T: GENETICS AND EVOLUTIONARY BIOLOGY (THEORY) GROUP B: EVOLUTIONARY BIOLOGY Unit 6: Macro-evolution – Idea about Macro-evolutionary Principles and stages in macro-evolution (example: Darwin’s Finches)</p>	5
		<p>PAPER CODE: ZOOH-G-DC10-A4-P: GENETICS AND EVOLUTIONARY BIOLOGY GROUP B: EVOLUTIONARY BIOLOGY (PRACTICAL GROUP A+GROUP B) iii. Study from charts: (i) Phylogeny of horse with diagrams/ cut outs of limbs and teeth of horse ancestors, (ii) Darwin’s Finches with diagrams/ cut outs of beaks of different .species.</p>	8
		<p><b>3<sup>RD</sup> YEAR (HONS):</b> PAPER CODE: ZHT-VIII (THEORY): UNIT 2: PARASITOLOGY AND IMMUNOLOGY 4. General aspects of host-parasite interaction 5. Zoonosis: mode of infection, risk factors, diagnosis, prevention and control of Toxocara infection to humans 6. Tools and techniques of detection of parasite infection to humans: serological, molecular and radiodiagnosis (basic concept only) 7. Biological vectors: Mosquito, Ticks and Reduvid bugs— biology, role in disease transmission and control measures</p>	2
		<p>PAPER CODE: ZHP-III (PRACTICAL): 7. Demonstration for identification and localization of endocrine glands in mammal (laboratory bred) REVISION</p>	15
		<p><b>3rd YEAR GENERAL THEORY</b> <b>Paper: ZGT-V</b> Unit 2: Microbiology, Parasitology and Immunology 7. Concept of Innate and adaptive immunity</p>	
		<p>PAPER CODE : ZGP III (PRACTICAL) 6. Identification of microfilaria larva; type specimen: Taeniasolium, Scirphagaintertulus, Sitophilusoryzae, Leptocorisa, Epilachna, Coccinella, Lepisma, Termite, Bandicota sp., Labeorohita, L. bata, Catlacatla, Cirrhinusmrigala, Hypophthalmichthyesmolitrix, Ciprinuscarpio, Ctenopharyngodonidela, Tenuialosa (=Hilsa) ilisha, Penaeus, Macrobrachiumrosenbrgi</p>	4
			8
			2



12:40 PM

... 4G VoLTE



Piyalee Majumder (You)



Antara chowdhury



Anisha Biswas




Busy Boy



12:40 PM

... 4G VoLTE



Piyalee Majumder (You)



Antara chowdhury

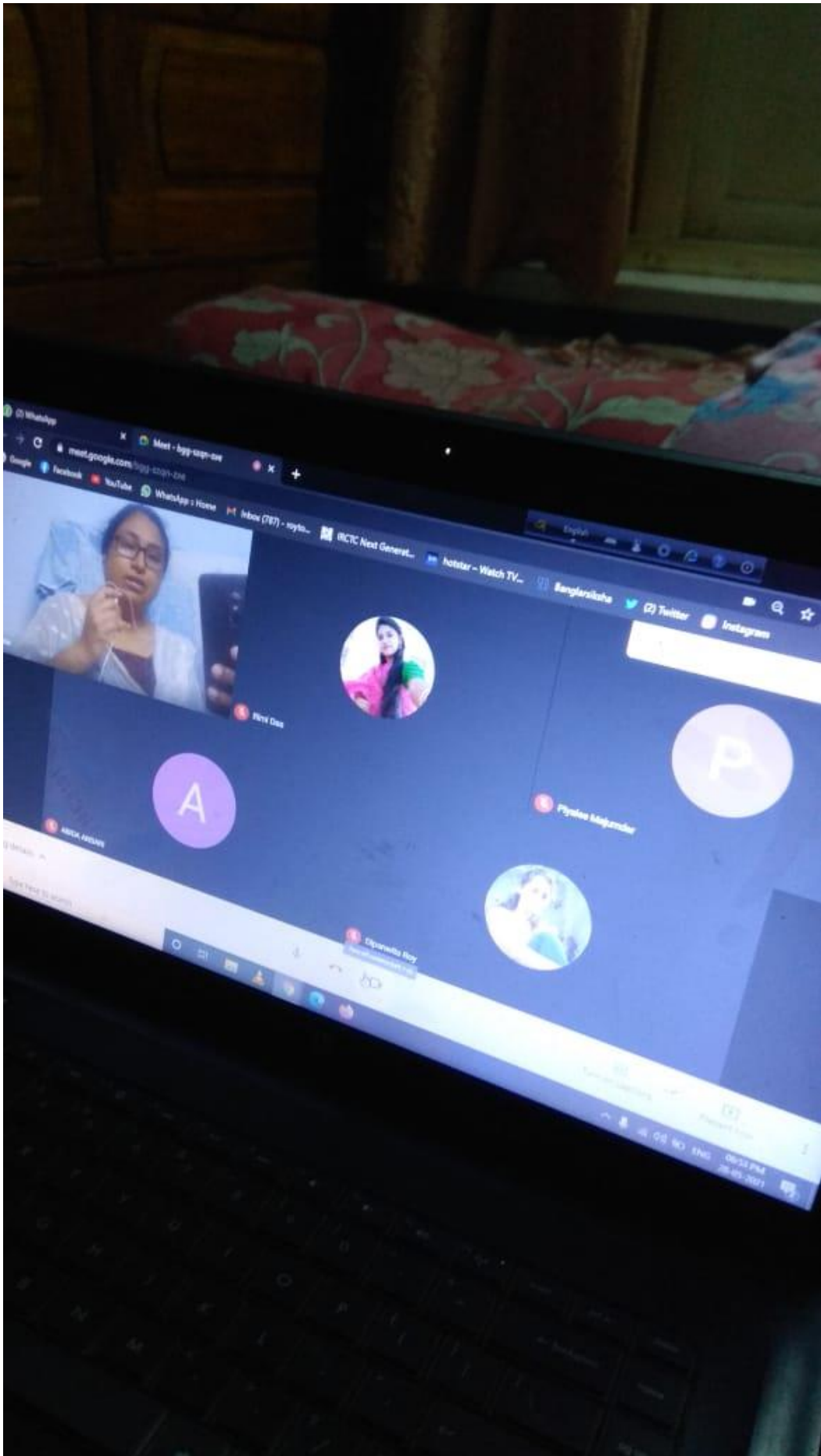


Anisha Biswas



Busy Boy





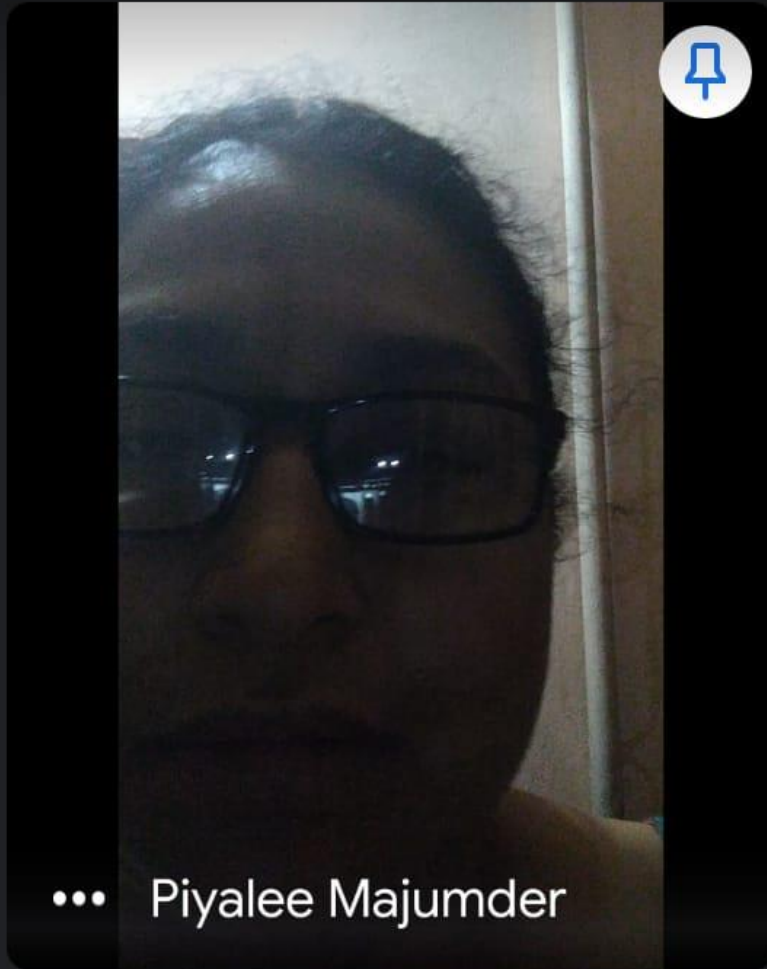


8:04 PM

... 4G VoLTE



zvb-qvdb-wtp ▶



... Piyalee Majumder

⋮  
S  
sriparna

📴  
A  
Antara

📴  
M  
Md Mehedi

B R  
6 others





2:41 PM

... 4G VoLTE



asy-ugog-uxx ▶



Piyalee Majumder

G

Gadadhar

S


Sujit

P

Prity

B

36 others



Saathi

Date: / /

Zoology Dept.  
Online class (Deary) Piyalee Marjunde

26.9.20 = 3rd year Zoology (H).  
Topic = Taxonomy, Developmental biology. On Google meet.  
Time = 12.00am

29.9.20 = 3rd year Zoology (H).  
Topic = Zoogeography.  
On Google meet.

5.02.21 = 1st semester online class (H)  
Topic = Introduction of non-chordate. On Google meet.  
Time = 2.00pm

6.02.21 = 1st sem (H) online class.  
Topic = Phylum Annelids.  
On Google meet, Time = 1.00pm.

CS Scanned with CamScanner

Saathi

Date: / /

9.2.21 = 3rd year (H) online class.  
Topic = Biogeochemical cycle.  
On Google meet. Time = 7.00pm.

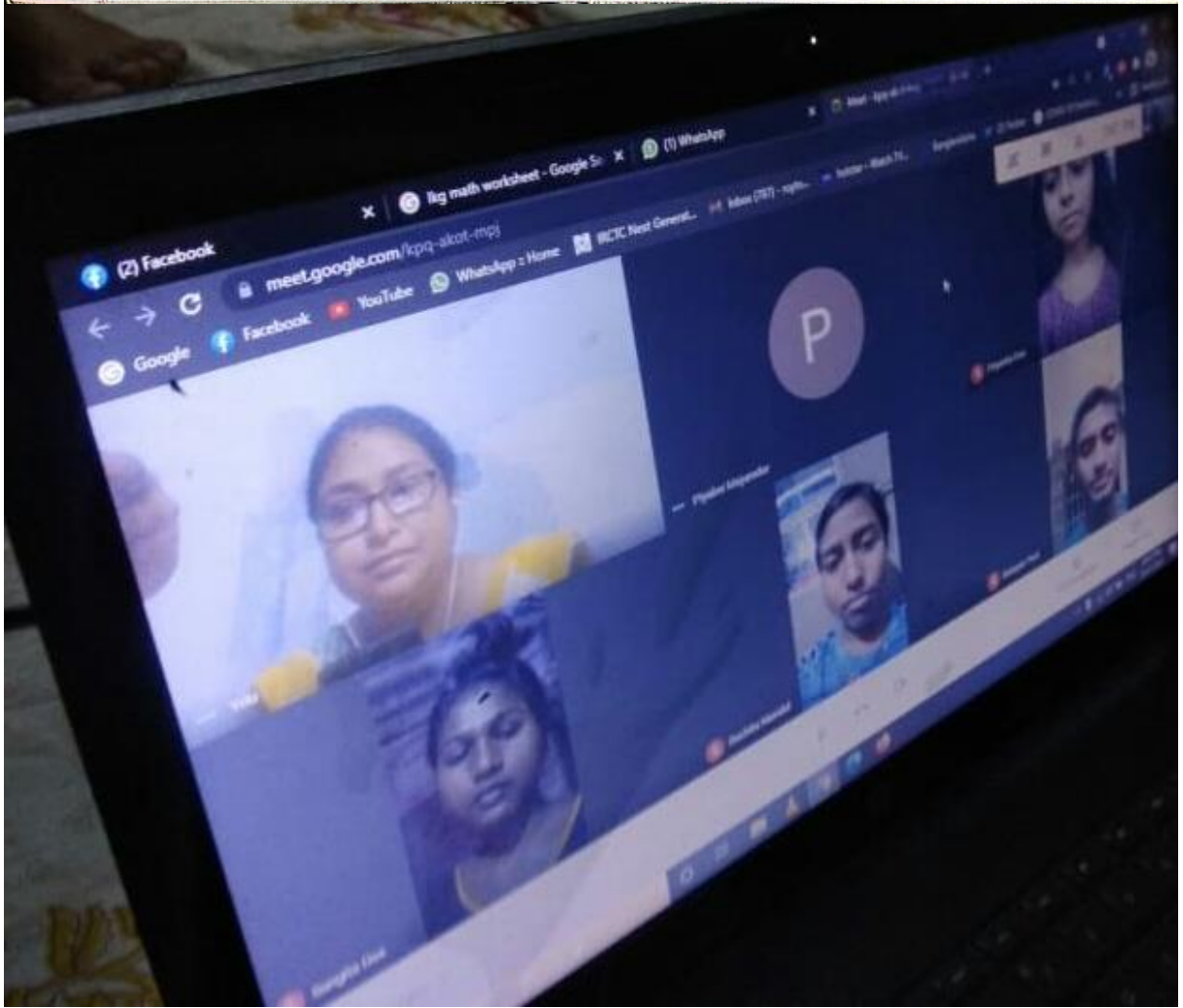
10.2.21 = 3rd year (H) online class.  
Topic = Nitrogen cycle.  
On Google meet. Time = 1.00pm.

10.3.21 = 1st sem (G) online class.  
Topic = regarding practical.  
On Google meet. Time = 12.30pm.

12.3.21 = 1st sem Zoology (H)  
Topic = Echinodermata.  
On Google meet.

28.5.21 = 4th sem Zoology (H) on Google meet.  
Topic = General idea of Taxonomy. Time = 6.30pm.

29.5.21 = 4th sem Zoology (G) on Google meet.  
Topic = Zoogeography. Time = 11.30am.



Piyalee Marjunde



**ZOOLOGY LESSON PLAN OF ACCADEMIC YEAR 2020-2021**

ACADEMIC QUARTER	CLASS	NAME OF THE TEACHER	TOPIC TO BE COVERED	NO OF LECTURES(HOURS)
JULY 20, TO SEPTEMBER 20	1 <sup>ST</sup> SEMESTER (HONS.), 3 <sup>RD</sup> SEMESTER (HONS.), 3 <sup>RD</sup> YEAR (HONS.), 3 <sup>RD</sup> YEAR (GENERAL)	MISS. TITU KARMAKAR, SACT.  HONS. (THEORY+ PRACTICAL) GENERAL (THEORY+ PRACTICAL) SYLLABUS TOPICS ARE TO BE ALLOTTED	<p><b>1<sup>ST</sup> SEMESTER (HONS.):</b> PAPER CODE: ZOOLOG-H-DC2-T: NON CHORDATE-II (THEORY): COELOMATES. UNIT-1; Introduction: Evolution of coelom and metamerism. UNIT-2; Annelida: General characteristics and classification up to classes: Type study of Pheretima sp. (morphology, locomotion, circulation and reproduction), Excretion in Annelida.</p>	20
			<p>PAPER CODE: ZOOLOG-H-DC2-P: Non-Chordate-II (Practical): 1. Study of following specimens: b. Arthropods- lepas, Sacculina, Carcinus, Eupagurus, Buthus, Scolopendra, Julus,</p>	5
			<p><b>3<sup>RD</sup> SEMESTER (HONS.),</b> PAPER CODE: ZOOLOG-H-DC7-T: DEVELOPMENTAL BIOLOGY AND REPRODUCTIVE BIOLOGY (THEORY): Unit 1: Introduction- Basic concepts: Phases of development, cell-cell interaction, differentiation and growth, differential gene expression. Unit 2: Early Embryonic Development- Gametogenesis, spermatogenesis, oogenesis; types of eggs, egg membranes; fertilization in sea urchin, role of yolk in cleavage, blocks to polyspermy; planes and patterns of cleavage; fate maps (frog and chick); early development of frog and chick up to gastrulation; embryonic induction and organizers. Unit 3: Late Embryonic Development-Fate of germ layers; extra-embryonic membranes in chick, placenta (structure, types and functions of placenta)</p>	32
			<p>PAPER CODE: ZOOLOG-H-DC7-P: DEVELOPMENTAL BIOLOGY AND REPRODUCTIVE BIOLOGY (PRACTICAL GROUP A+ GROUP B): 1. Study of whole mounts of developmental stages of chick through permanent slides: Primitive streak 24, 48, 72, and 96 hours of incubation 2. Study of the developmental stages and life cycle of Drosophila from stock culture. 3. Study of different sections of placenta (photomicrograph/slides).</p>	8
			<p><b>3<sup>RD</sup> YEAR (HONS.):</b> PAPER CODE: ZHT-XI (THEORY): UNIT 1. DEVELOPMENTAL BIOLOGY AND TERATOLOGY: 1. Gametogenesis: Process of spermatogenesis and oogenesis, structure of male and female gametes. 2. Fertilization: External fertilization; physical and chemical events of fertilization in sea urchin; capacitation and prevention of polyspermy in mammals; in vitro fertilization. 3. Eggs: classification based upon the amount and distribution of yolk and presence and absence of shell; egg membranes.</p>	11

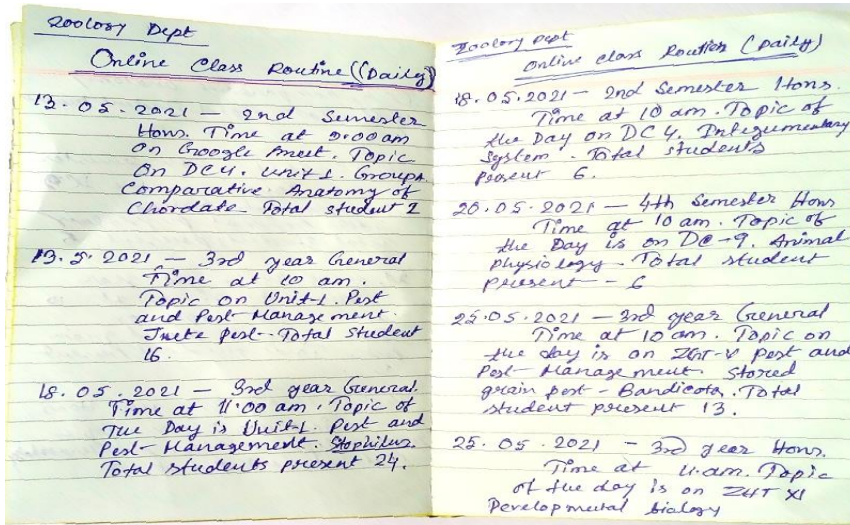
		<p>PAPER CODE: ZHP-III (PRACTICAL): 4. Gram-staining of curd bacteria</p> <p><b>3<sup>RD</sup> YEAR (GENERAL):</b> PAPER CODE: ZGT-V (THEORY): UNIT-2; PARASITOLOGY AND IMMUNOLOGY: 4. Life cycle of Plasmodium vivax, Ascaris lumbricoides, Wuchereria bancrofti-their pathogenicity and treatment. 5. Parasitic adaptations of Fasciola and Taenia</p> <p>PAPER CODE: ZGP-III (PRACTICAL): 1.Study of human blood film: identification of leucocytes</p>	<p>5</p> <p>8</p> <p>2</p>
OCTOBER 20, TO DECEMBER 20,	1 <sup>ST</sup> SEMESTER (HONS.), 3 <sup>RD</sup> SEMESTER (HONS.), 3 <sup>RD</sup> YEAR (HONS.), 3 <sup>RD</sup> YEAR (GENERAL)	<p><b>1<sup>ST</sup> SEMESTER (HONS.):</b> PAPER CODE: ZOOL-H-DC2-T NON CHORDATE-II (THEORY): COELOMATES. UNIT-3; Arthropoda: General characteristics and classification up to classes; Respiration in Arthropoda (gills in prawn and trachea in cockroach), Metamorphosis in Lepidopteran insects, Vision in insects</p> <p>PAPER CODE: ZOOL-H-DC2-P: Non-Chordate-II (Practical): 1.Study of following specimens: b. Arthropods- Bombyx, Periplaneta, termites and honey bees,,Peripatus,</p> <p><b>3<sup>RD</sup> SEMESTER (HONS.),</b> PAPER CODE: ZOOL-H-DC7-T: DEVELOPMENTAL BIOLOGY AND REPRODUCTIVE BIOLOGY (THEORY): Unit 4: Post Embryonic Development-(i) Development of brain and eye in chick, (ii) Regeneration: Modes of regeneration, epimorphosis, morphallaxis and compensatory regeneration (with one example each). Unit 5: Implications of Developmental Biology-(i) Teratogenesis: Teratogenic agents and their effects on embryonic development; in vitro fertilization, stem cell (ESC), amniocentesis Unit 6: Reproductive Endocrinology- (i) Mechanism of action of steroids and glycoprotein hormones. hypothalamo – hypophyseal – gonadal axis, regulation of gonadotrophin secretion in human (male and female),(ii) Reproductive system: development and differentiation of gonads, genital ducts and external genitalia. Unit 7: Reproductive Health- (i) Infertility in male and female: causes, diagnosis and management, (ii) Assisted reproductive technology: sex selection, sperm banks, frozen embryos, in vitro fertilization,(iii) Modern contraceptive technologies</p> <p>PAPER CODE: ZOOL-H-DC7-P: DEVELOPMENTAL BIOLOGY AND REPRODUCTIVE BIOLOGY (PRACTICAL GROUP A+ GROUP B): 4. Project report on Drosophila culture/Chick embryo development/ Metamorphosis of Frog (Subject to UGC guideline). 5. Study of live gametes of white rat (Subject to UGC guideline).</p>	<p>20</p> <p>5</p> <p>32</p> <p>8</p>

		<p>6. Examination of vaginal smear from rats (Subject to UGC guideline).</p> <p>7. Examination of histological sections from photomicrographs/permanent slides of rat/human: testis, epididymis and accessory glands of male reproductive systems; Sections of ovary, fallopian tube (Subject to UGC guideline)</p> <p><b>3<sup>RD</sup> YEAR (HONS.):</b>  PAPER CODE:  ZHT-XI (THEORY):  UNIT 1. DEVELOPMENTAL BIOLOGY AND TERATOLOGY:  4. Cleavage: types with examples based on plane of division and amount of yolk; development and patterns of cleavage; parthenogenesis: types and significance.  5. Development of frog: cleavage, blastulation, fate map, gastrulation, neuralation and notochord formation, mesoderm and coelom formation, hormonal control and metamorphosis.</p> <p>PAPER CODE:  ZHP-III (PRACTICAL):  REVISION</p> <p><b>3<sup>RD</sup> YEAR (GENERAL):</b>  PAPER CODE:  ZGT-V (THEORY):  UNIT-2;  PARASITOLOGY AND IMMUNOLOGY:  6. Role of Mosquito, Sand fly, house fly, cyclops, cockroach, flea, ticks, mites and rats in transmission of diseases. 7. Concept of Innate and adaptive immunity.</p> <p>PAPER CODE:  ZGP-III (PRACTICAL):  1. Study of human blood film: identification of leucocytes.</p>	<p>11</p> <p>5</p> <p>8</p> <p>2</p>
JANUARY 21, TO MARCH 21,	<p>2<sup>ND</sup> SEMESTER (HONS.),  4<sup>TH</sup> SEMESTER (HONS.),  3<sup>RD</sup> YEAR (HONS.),  3<sup>RD</sup> YEAR (GENERAL)</p>	<p><b>2<sup>ND</sup> SEMESTER (HONS.),</b>  PAPER CODE:  ZOOL-H-DC4-T:  COMPARATIVE ANATOMY OF VERTEBRATES: (THEORY)  Unit 1: Integumentary System: Structure, function and derivatives of integument in amphibian, birds and mammals.  Unit 2: Skeletal System: Overview of axial and appendicular skeleton; Jaw suspension; Visceral arches.</p> <p>PAPER CODE:  ZOOL-H-DC4-P:  COMPARATIVE ANATOMY OF VERTEBRATES: (PRACTICAL GROUP A+ GROUP B)  1. Preparation and study of placoid, cycloid and ctenoid scales through permanent slides/photographs.</p> <p><b>4<sup>TH</sup> SEMESTER (HONS.),</b>  PAPER CODE:  ZOOL-H-DC9-T:  ANIMAL PHYSIOLOGY: LIFE SUSTAINING SYSTEM: (THEORY)  Unit 1: Tissues - (i) Structure, location, classification and functions of epithelial tissue, connective tissue, muscular tissue and nervous tissue.  Unit 2: Bone and Cartilage -Structure and types of bones and cartilages, ossification  Unit 3: Nervous System - Structure of neuron, resting membrane potential, origin of action potential and its propagation across the myelinated and unmyelinated nerve</p>	<p>20</p> <p>5</p> <p>30</p>

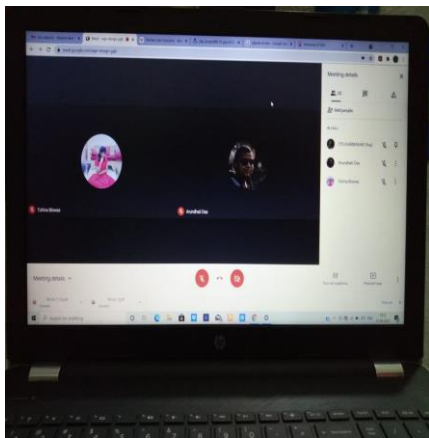
		<p>fibers; Types of synapse, synaptic transmission and neuromuscular junction; Reflex action and its types</p> <p>PAPER CODE: ZOOH-H-DC9-P: ANIMAL PHYSIOLOGY: LIFE SUSTAINING SYSTEM: (PRACTICAL GROUP A+GROUP B) 1. Recording of simple muscle twitch with electrical stimulation (or virtual representation). 2. Demonstration of the unconditioned reflex action (deep tendon reflex such as knee jerk reflex). 3. Preparation of temporary mounts: Squamous epithelium, striated muscle fibres and nerve cells (Subject to UGC guideline). 4. Study of permanent slides of mammalian skin, cartilage, bone, spinal cord, nerve cell, pituitary, pancreas, testis, ovary, adrenal, thyroid and parathyroid</p> <p><b>3<sup>RD</sup> YEAR (HONS.):</b> PAPER CODE: ZHT-XI (THEORY): UNIT 1. DEVELOPMENTAL BIOLOGY AND TERATOLOGY: 6. Development of chick: structure of egg, cleavage, blastulation and fate map, gastrulation; development and function of extra-embryonic membranes. 7. Development of heart, kidney, eye and brain in chick. 8. Placentation: type; physiology and formation of placenta in human; functions of placenta</p> <p>PAPER CODE: ZHP-III (PRACTICAL): 4. Gram-staining of curd bacteria</p> <p><b>3<sup>RD</sup> YEAR (GENERAL):</b> PAPER CODE: ZGT-V (THEORY): UNIT-2; PARASITOLOGY AND IMMUNOLOGY: 8. Basic idea of antigens, types and structure of immunoglobulins, antigen- antibody reactions.</p> <p>PAPER CODE: ZGP-III (PRACTICAL): 1.Study of fecal smear/gut content smear of cockroach for parasites</p>	<p>8</p> <p>10</p> <p>5</p> <p>8</p> <p>2</p>
APRIL 21, TO JUNE 21	2 <sup>ND</sup> SEMESTER (HONS.), 4 <sup>TH</sup> SEMESTER (HONS.), 3 <sup>RD</sup> YEAR (HONS.), 3 <sup>RD</sup> YEAR (GENERAL)	<p><b>2<sup>ND</sup> SEMESTER (HONS.),</b> PAPER CODE: ZOOH-H-DC4-T: COMPARATIVE ANATOMY OF VERTEBRATES: (THEORY) Unit 3: Digestive System: Comparative anatomy of stomach; Dentition in mammals.</p> <p>PAPER CODE: ZOOH-H-DC4-P: COMPARATIVE ANATOMY OF VERTEBRATES: (PRACTICAL GROUP A+ GROUP B) 1. Preparation and study of placoid, cycloid and ctenoid scales through permanent slides/photographs</p> <p><b>4<sup>TH</sup> SEMESTER (HONS.),</b> PAPER CODE:</p>	<p>20</p> <p>5</p>

		<p>ZOOL-H-DC9-T: ANIMAL PHYSIOLOGY: LIFE SUSTAINING SYSTEM: (THEORY) Unit 4: Muscular system - Ultra structure of skeletal muscle; Characteristics of muscle fiber; Molecular and chemical basis of muscle contraction; Characteristics of muscle fibre Unit 5: Physiology of Respiration - Mechanism of breathing, respiratory volumes and capacities, transport of oxygen and carbon dioxide in blood, dissociation curves and the factors influencing it, respiratory pigments; carbon monoxide poisoning, control of transpiration Unit 6: Physiology of Circulation - Components of blood and their functions; structure and functions of haemoglobin; haemostasis; blood clotting system, fibrinolytic system; haemopoiesis; basic steps and its regulation.</p>	30
		<p>PAPER CODE: ZOOL-H-DC9-P: ANIMAL PHYSIOLOGY: LIFE SUSTAINING SYSTEM: (PRACTICAL GROUP A+GROUP B) 5. Microtomy: Preparation of permanent slide of any five mammalian (goat/white rat) tissue (Subject to UGC guideline) REVISION OF PREVIOUS</p>	8
		<p><b>3<sup>RD</sup> YEAR (HONS.):</b> PAPER CODE: ZHT-XI (THEORY): UNIT 1. DEVELOPMENTAL BIOLOGY AND TERATOLOGY: 9. Organiser concept; nature of inductive substances; and regeneration— outline idea; ageing and apoptosis: significance 10. Teratology: environmental disruption of animal development (alcohol, drugs, nicotine and chemicals).</p>	15
		<p>PAPER CODE: ZHP-III (PRACTICAL): REVISION</p>	2
		<p><b>3<sup>RD</sup> YEAR (GENERAL):</b> PAPER CODE: ZGT-V (THEORY): UNIT-2; PARASITOLOGY AND IMMUNOLOGY: 9. Structure and mechanism of transmission of HIV. 10. Principles of Vaccination and types of vaccines.</p>	8
		<p>PAPER CODE: ZGP-III (PRACTICAL): 1. Study of fecal smear/gut content smear of cockroach for parasites.</p>	2

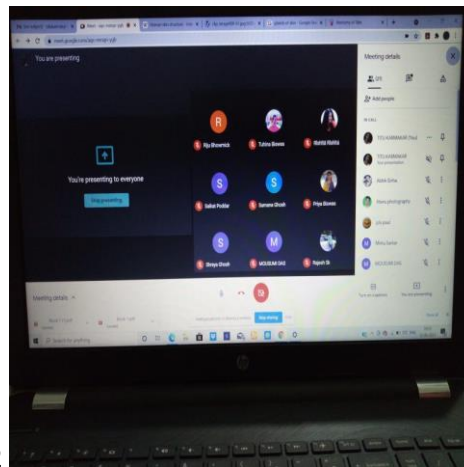
ONLINE CLASS DIARY OF SINGLE ONE SAMPLE COPY: TITU KARMAKAR



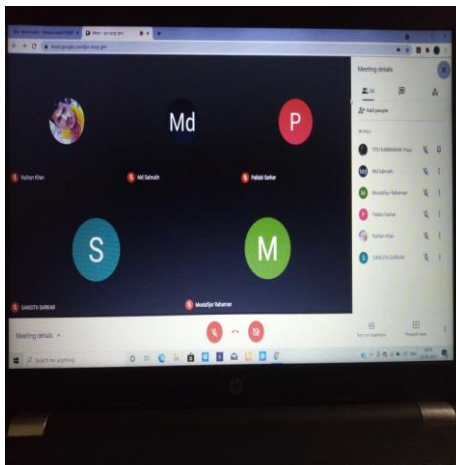
2<sup>ND</sup> SEMESTER HONS SAMPLE COPY OF CLASSES:



11.04.2012



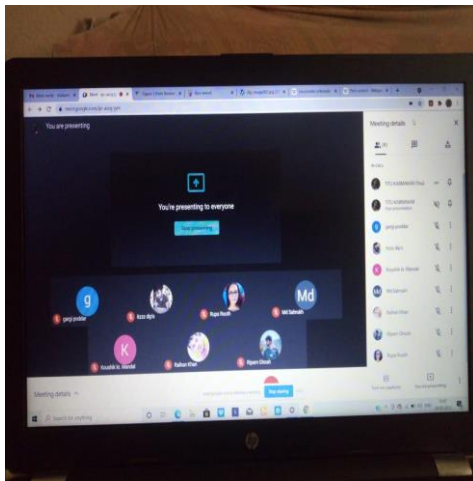
13.05.2021



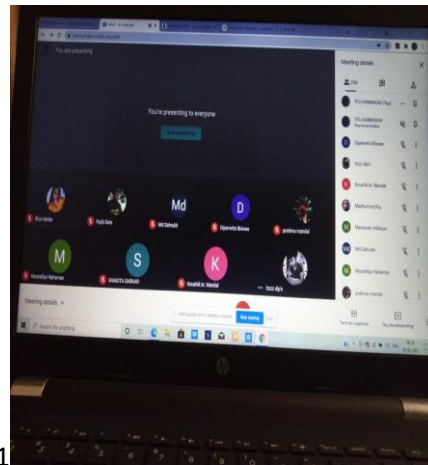
20.05.2021



3<sup>RD</sup> YEAR GENERAL SAMPLE COPY OF CLASSES:

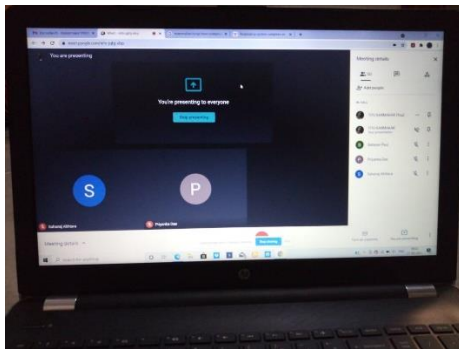


11.05.2021

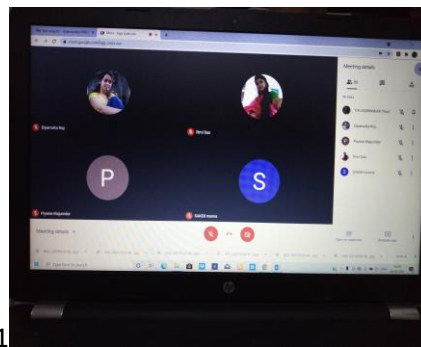


20.05.2021

4<sup>TH</sup> SEMESTER SAMPLE COPY OF CLASSES:

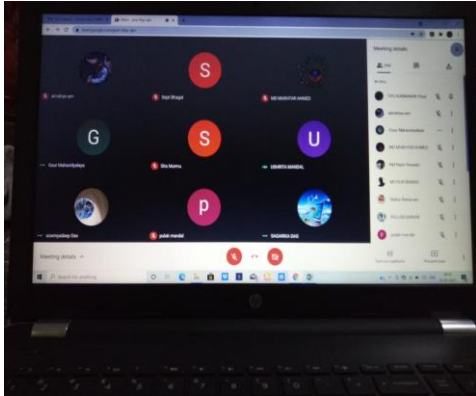


21.05.2021

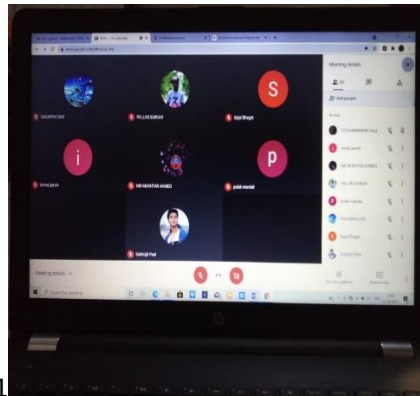


23.05.2021

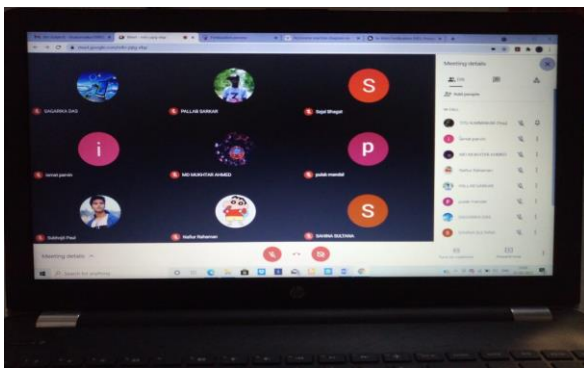
3<sup>RD</sup> YEAR HONS SAMPLE COPY OF CLASSES:



20.05.2021



21.05.2021



27.05.2021



Jitu Karma Jar

---



**ZOOLOGY LESSON PLAN OF ACCADEMIC YEAR 2020-2021**

ACADEMIC QUARTER	CLASS	NAME OF THE TEACHER	TOPIC TO BE COVERED	NO OF LECTURES (HOURS)	
JULY 20, TO SEPTEMBER 20	1 <sup>ST</sup> SEMESTER (HONS.),	<b>MD NAZIR HOSSAIN, SACT.</b>  HONS. (THEORY+ PRACTICAL) GENERAL (THEORY+ PRACTICAL) SYLLABUS TOPICS ARE TO BE ALLOTTED	<b>1<sup>ST</sup> SEMESTER (HONS.):</b> PAPER CODE: ZOOLOG-H-DC1-T: NON CHORDATE-I: PROTIST TO PSEUDOCOEOMATE (THEORY) Unit 1: Basics of Animal Classification: Six kingdom concept of classification (Carl Woese)	30	
	3 <sup>RD</sup> SEMESTER (HONS.),		Unit 2: Protista: General characteristics and classification up to phylum; Locomotion in Euglena, Paramoecium and Amoeba; Conjugation in Paramoecium; Life cycle and pathogenicity of Plasmodium vivax and Entamoeba histolytica.		
	3 <sup>RD</sup> SEMESTER (GENERAL),				
	3 <sup>RD</sup> YEAR (HONS.),				
			PAPER CODE: ZOOLOG-H-DC1-P: NON CHORDATE-I: PROTIST TO PSEUDOCOEOMATE (PRACTICAL GROUP A+GROUP B) 1. Study of whole mount of Euglena, Amoeba and Paramoecium	8	
			<b>3<sup>RD</sup> SEMESTER (HONS):</b>  PAPER CODE:  ZOOLOG-H-DC5-T: CELL BIOLOGY AND PRINCIPLES OF GENETICS  (THEORY)  Unit 1: Overview of Cells - Basic structure of prokaryotic and eukaryotic cells, viruses, viroid, Prion  Unit 2: Plasma Membrane - (i) Ultra structure and composition of plasma membrane: Fluid mosaic model.(ii) Transport across membrane: active and passive transport, facilitated transport.	5	
			PAPER CODE:  ZOOLOG-H-DC5-P: CELL BIOLOGY AND PRINCIPLES OF GENETICS  (PRACTICAL GROUP A+GROUP B) 1. Preparation of temporary stained squash of onion root tip to study various stages of mitosis 2. Study of various stages of meiosis from grasshopper testis.	2	
			<b>3<sup>RD</sup> SEMESTER (GENERAL):</b> PAPER CODE: ZOOLOG-G-DC7-A3-T: GROUP B: BIOCHEMISTRY (THEORY) Unit 1: Carbohydrates- Structure of: monosaccharides, disaccharides,	15	

		<p>polysaccharides, carbohydrate metabolism: glycolysis, citric acid cycle, glycogenesis and glycogenolysis</p> <p>Unit 2: Lipids - Structure and significance: physiologically important saturated and unsaturated fatty acids, tri-acylglycerols, phospholipids, sphingolipid, glycolipids, steroids lipid metabolism: <math>\beta</math>-oxidation of fatty acids.</p> <p>PAPER CODE: ZOOLOG-G-DC7-A3-P: GROUP B: BIOCHEMISTRY (PRACTICAL GROUP A+GROUP B): i. Qualitative tests of functional groups in carbohydrates, proteins</p> <p><b>3<sup>RD</sup> YEAR (HONS.):</b> PAPER CODE: ZHT-VII (THEORY): UNIT 1. TAXONOMY AND ANIMAL BEHAVIOUR 1. Taxonomy (a) Taxonomy: micro and macro taxonomy; systematics: application in biology; classification: natural and cladistics; Hierarchy, Taxonomic types (b) Species concept: types and modes; type concept: primary and secondary types— definition and application (c) General idea of codes of zoological nomenclature; Principle of priority; synonym and homonym (d) Cytological, biochemical and molecular taxonomy: basic ideas</p> <p>PAPER CODE: ZHP-III (PRACTICAL): 1. Laboratory study of aggressive behavior of fighting fishes (killing of organisms not allowed)</p>	<p>5</p> <p>20</p> <p>5</p>
OCTOBER 20, TO DECEMBER 20,	<p>1<sup>ST</sup> SEMESTER (HONS.),</p> <p>3<sup>RD</sup> SEMESTER (HONS.),</p> <p>3<sup>RD</sup> SEMESTER (GENERAL),</p> <p>3<sup>RD</sup> YEAR (HONS.),</p>	<p><b>1<sup>ST</sup> SEMESTER (HONS.):</b> PAPER CODE: ZOOLOG-H-DC1-T: NON CHORDATE-I: PROTIST TO PSEUDOCOEOMATE (THEORY) Unit 3: Porifera: General characteristics and classification up to classes; Canal system, cell types and spicules in sponges. Unit 4: Cnidaria: General characteristics and classification up to classes; General morphology and metagenesis in Obelia; Metagenesis in Aurelia; Polymorphism in Cnidaria; Corals and coral reef diversity, function &amp; conservation.</p> <p>PAPER CODE: ZOOLOG-H-DC1-P: NON CHORDATE-I: PROTIST TO PSEUDOCOEOMATE (PRACTICAL GROUP A+GROUP B): 3. Staining/mounting: Any protozoa/helminth from gut of cockroach.</p> <p><b>3<sup>RD</sup> SEMESTER (HONS.):</b> PAPER CODE: ZOOLOG-H-DC5-T:</p>	<p>30</p> <p>8</p>

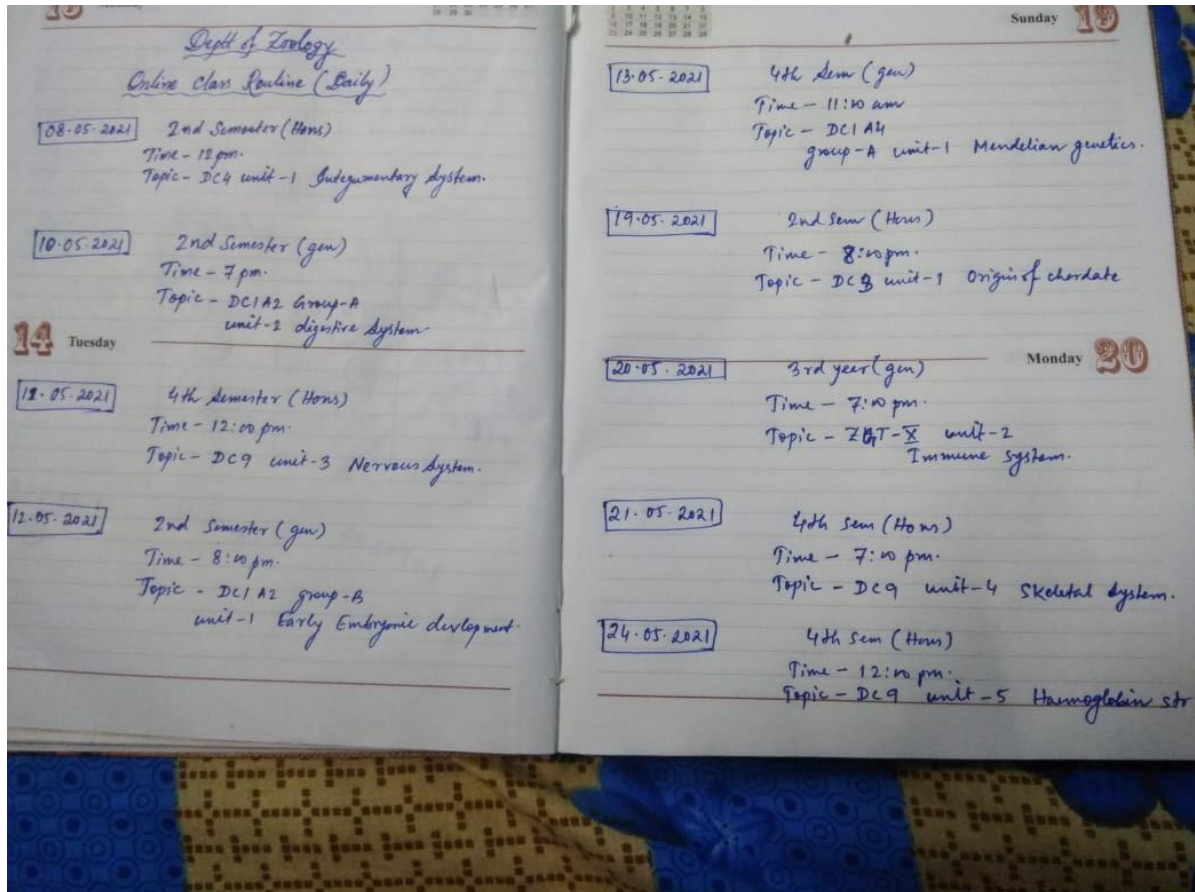
		<p>CELL BIOLOGY AND PRINCIPLES OF GENETICS</p> <p>(THEORY)</p> <p>Unit 3: Cytoplasmic organelles - (i) Structure and functions: Endoplasmic reticulum, Golgi apparatus, Lysosomes, (ii) Protein sorting and mechanisms of vesicular transport, (iii) Mitochondria: Structure and function, semi-autonomous nature, endosymbiotic hypothesis, (iv) Centrosome: Structure and functions Unit 5: Cytoskeleton - Types, structure and functions of cytoskeleton. Unit 6: Nucleus - (i) Structure of nucleus: Nuclear envelope, nuclear pore complex, nucleolus, (ii) Chromatin: Euchromatin and heterochromatin and packaging (nucleosome), (iii) Structure of chromosome, (iv) Introduction to polytene and lampbrush chromosome</p> <p>PAPER CODE: ZOOLOGY-H-DC5-P: CELL BIOLOGY AND PRINCIPLES OF GENETICS</p> <p>(PRACTICAL GROUP A+GROUP B) 3. Preparation of permanent slide to demonstrate: DNA by Feulgen reaction and cell viability study by trypan blue staining. 4. Permeability of plasma membrane: Effect of isotonic, hypotonic and hypertonic solutions on RBC.</p> <p><b>3<sup>RD</sup> SEMESTER(GENERAL):</b> PAPER CODE: ZOOLOGY-G-DC7-A3-T: GROUP B: BIOCHEMISTRY (THEORY) Unit 3: Proteins - Classification, Secondary structure, Protein metabolism: Transamination, Deamination, Urea cycle</p> <p>PAPER CODE: ZOOLOGY-G-DC7-A3-P: GROUP B: BIOCHEMISTRY (PRACTICAL GROUP A+GROUP B): ii. Estimation of total protein in given solutions by Lowry's method</p> <p><b>3<sup>RD</sup> YEAR (HONS):</b> PAPER CODE: ZHT-VII (THEORY): UNIT 1. TAXONOMY AND ANIMAL BEHAVIOUR 2. Animal behavior (a) Basic concept of classical ethology(fixed action pattern, sign stimulus); (orientation/kinesis), innate behavior, simple reflexes, motivation (b) Instinctive and learning behavior; fixed action pattern: communication in honeybees (dance Language and pheromone, sound/bird's singing) (c) Elements of Sociobiology: selfishness, cooperation, altruism and kinship (d) Social organization in termites: eusociality and castes (e) Parental investment (fishes): role of male and female in parental investment; effect, cost and benefit of parental investment; parent-offspring conflict; parental care in amphibians</p>	<p>8</p> <p>2</p> <p>20</p> <p>4</p> <p>25</p>
--	--	--	--

			<p>(f) Biological clocks/rhythm: photoperiod and circadian rhythm, fish and bird migration</p> <p>PAPER CODE: ZHP-III (PRACTICAL): 1. Laboratory study of aggressive behavior of fighting fishes (killing of organisms not allowed)</p>	5
JANUARY 21, TO MARCH 21,	<p>2<sup>ND</sup> SEMESTER (HONS.),</p> <p>4<sup>TH</sup> SEMESTER (HONS.),</p> <p>4<sup>TH</sup> SEMESTER (GENERAL),</p> <p>3<sup>RD</sup> YEAR (HONS.),</p>		<p><b>2<sup>ND</sup> SEMESTER (HONS.):</b> PAPER CODE: ZOOL-H-DC3-T: DIVERSITY OF CHORDATES (THEORY) Unit 1: Introduction to Chordates: General characteristics and outline classification of Phylum Chordata (Young, 1981). Unit 2: Protochordata: (i) General Characteristics and classification of sub-phylum Urochordata and Cephalochordata up to Classes. (Young,1981), (ii) Retrogressive metamorphosis in Ascidia, (iii) Chordate Features and Feeding in Branchiostoma</p> <p>PAPER CODE: ZOOL-H-DC3-P: DIVERSITY OF CHORDATES (PRACTICAL GROUP A+GROUP B) 1. Identification of the following specimen: i. Protochordata: Balanoglossus, Herdmania, Branchiostoma, Doliolum. ii. Agnatha: Petromyzon, Myxine.</p> <p><b>4<sup>TH</sup> SEMESTER(HONS):</b> PAPER CODE: ZOOL-H-DC8-T: BIOCHEMISTRY (THEORY) Unit 1: Carbohydrates - (i) Structure and biological importance: Monosaccharides, disaccharides, polysaccharides; Derivatives of monosachharides,(ii) Carbohydrate metabolism: Glycolysis, citric acid cycle, pentose phosphate pathway, gluconeogenesis, glycogenolysis and neoglucogenesis Unit 2: Lipids - (i) Structure and significance: Physiologically important saturated and unsaturated fatty acids, tri-acylglycerols, phospholipids, sphingolipid, glycolipids, steroids, eicosanoids and terpinoids, (ii) Lipid metabolism: <math>\beta</math>-oxidation of fatty acids</p> <p>PAPER CODE: ZOOL-H-DC8-P: BIOCHEMISTRY (PRACTICAL GROUP A+GROUP B) 1. Qualitative tests of carbohydrates, proteins and lipids. 2. Paper chromatography of amino acids.</p> <p><b>4<sup>TH</sup> SEMESTER (GENERAL):</b> PAPER CODE: ZOOL-G-DC10-A4-T: GENETICS AND EVOLUTIONARY BIOLOGY (THEORY) GROUP A: PRINCIPLES OF GEETICS: Unit 1: Mendelian Genetics and its Extension- Principles of Mendelian inheritance, Incomplete dominance and co-dominance, Multiple alleles,</p>	<p>30</p> <p>5</p> <p>8</p> <p>2</p> <p>20</p>

			<p>Sex-linked characters, Sex- influenced and Sex-limited inheritance</p> <p>PAPER CODE: ZOOLOGICAL-G-DC10-A4-P: GENETICS AND EVOLUTIONARY BIOLOGY GROUP A: PRINCIPLES OF GEETICS: (PRACTICAL GROUP A+GROUP B) i. Study of Mendelian Inheritance and gene interactions (Non Mendelian Inheritance) using suitable examples. Verify the results using Chi-square test.</p> <p><b>3<sup>RD</sup> YEAR (HONS):</b> PAPER CODE: ZHT-VII (THEORY): UNIT 2: ADAPTATION AND EVOLUTION 1. Adaptation (a) Aquatic adaptation (b) Volant adaptation (c) Fossorial adaptation (d) Scansorial adaptation (e) Cursorial adaptation 2. Evolution (a) Concept of evolution: Hardy-Weinberg equilibrium, calculating allele and genotype frequencies; Founder effect and population bottleneck; genetic diversity and phylogenetic analysis (b) Barriers and dispersals: types and their impact on animal distribution; Zoogeographical realms: names, subdivisions, climatic features and vertebrate fauna</p> <p>PAPER CODE: ZHP-III (PRACTICAL): 1. Laboratory study of aggressive behavior of fighting fishes (killing of organisms not allowed)</p>	<p>5</p> <p>25</p> <p>2</p>
APRIL 21, TO JUNE 21	<p>2<sup>ND</sup> SEMESTER (HONS.),</p> <p>4<sup>TH</sup> SEMESTER (HONS.),</p> <p>4<sup>TH</sup> SEMESTER (GENERAL),</p> <p>3<sup>RD</sup> YEAR (HONS.),</p>		<p><b>2<sup>ND</sup> SEMESTER (HONS.):</b> PAPER CODE: ZOOLOGICAL-H-DC3-T: DIVERSITY OF CHORDATES (THEORY) Unit 3: Origin of Chordata:(i) Dipleurula concept and the Echinoderm theory of origin of chordates, (ii) Advanced features of vertebrates over Protochordata. Unit 4: Agnatha: General characteristics and classification of Cyclostomes up to Order, Ammoecoete larva.</p> <p>PAPER CODE: ZOOLOGICAL-H-DC3-P: DIVERSITY OF CHORDATES (PRACTICAL GROUP A+GROUP B) 1. Identification of the following specimen: iii. Fishes: Scoliodon, Sphyrna, Pristis, Torpedo, Chimaera, Mystus, Heteropneustes, Clarias, Catla, Labeo, Cirrhinus, Puntius, Exocoetus, Echeuis, Anguilla, Hippocampus, Tetradon/Diodon, Anabas, Flat fish, Channa, Notopterus.</p> <p><b>4<sup>TH</sup> SEMESTER(HONS):</b> PAPER CODE: ZOOLOGICAL-H-DC8-T: BIOCHEMISTRY (THEORY)</p>	<p>30</p> <p>4</p> <p>8</p>

			<p>Unit 3: Proteins - (i) Amino acids: Structure, classification, general properties of <math>\alpha</math>-amino acids; Physiological importance of essential and non-essential amino acid, (ii) Proteins: Bonds stabilizing protein structure; Levels of organization; Classification of protein , Protein metabolism: Transamination, deamination, urea cycle, fate of c-skeleton of glucogenic and ketogenic amino acids.</p> <p>PAPER CODE: ZOOL-H-DC8-P: BIOCHEMISTRY (PRACTICAL GROUP A+GROUP B) 3. Colour tests of functional groups in protein solutions.</p> <p><b>4<sup>TH</sup> SEMETER (GENERAL):</b> PAPER CODE: ZOOL-G-DC10-A4-T: GENETICS AND EVOLUTIONARY BIOLOGY (THEORY) GROUP A: PRINCIPLES OF GEETICS: Unit 2 : Linkage, Crossing Over and Chromosomal Mapping- Linkage and crossing over, molecular basis of crossing over, Steps in Chromosome mapping, Measuring recombination frequency.</p> <p>PAPER CODE: ZOOL-G-DC10-A4-P: GENETICS AND EVOLUTIONARY BIOLOGY GROUP A: PRINCIPLES OF GEETICS: (PRACTICAL GROUP A+GROUP B) ii. Construction of linkage map using the data provided</p> <p><b>3<sup>RD</sup> YEAR (HONS):</b> PAPER CODE: ZHT-VII (THEORY): UNIT 2: ADAPTATION AND EVOLUTION 2. EVOLUTION (c) Origin of life: DNA world and RNA world; theory of evolution— Lamarckism, Darwinism; modern synthetic theory of evolution (d) Mimicry and colouration in animals: evolutionary significance; isolation— types and mechanisms; evolution of man; adaptive radiation with special reference to marsupials (e) Fossils and fossilization; importance of fossils and dating of fossils</p> <p>PAPER CODE: ZHP-III (PRACTICAL): 1. Laboratory study of aggressive behavior of fighting fishes (killing of organisms not allowed)</p>	<p>2</p> <p>20</p> <p>5</p> <p>25</p> <p>4</p>

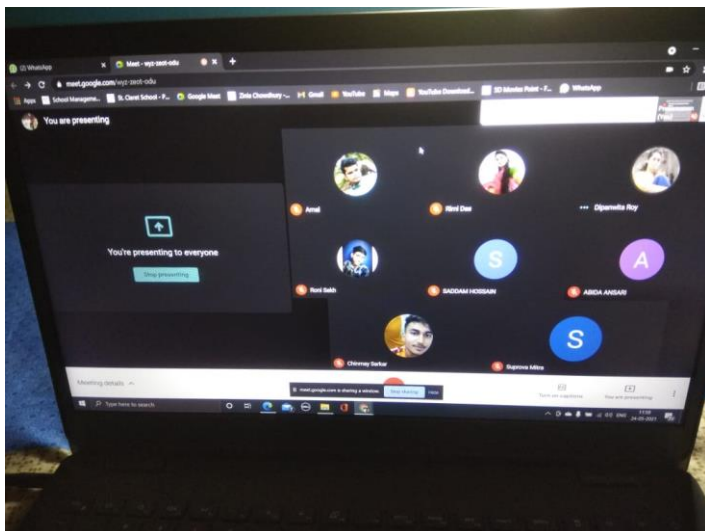
ONLINE CLASS DIARY OF SINGLE ONE SAMPLE COPY: MD NAZIR HOSSAIN



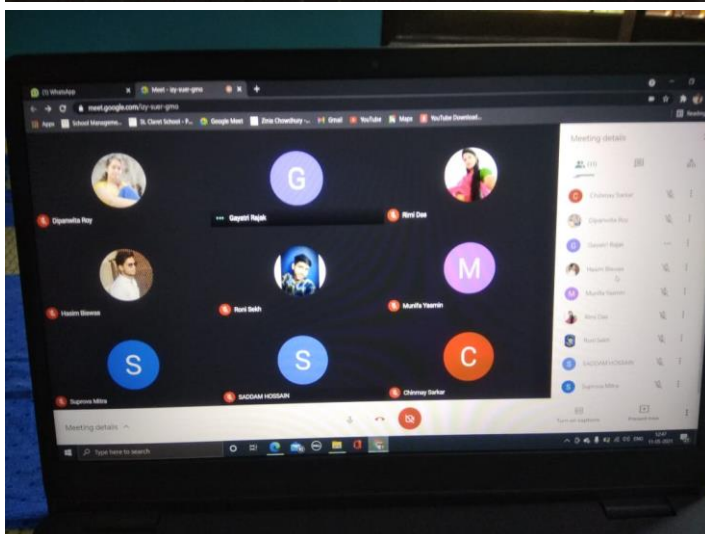
4 TH SEMESTER HONS SAMPLE COPY OF CLASSES:



11.05.2021



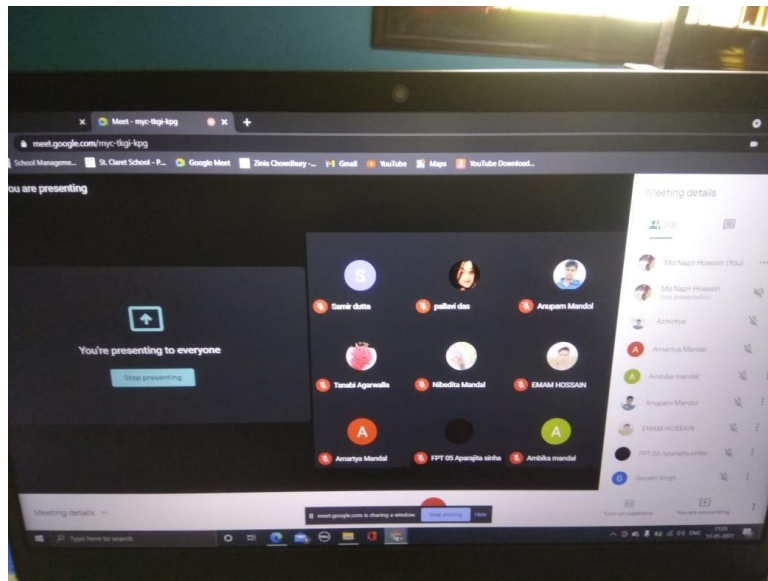
21.05.2021



24.05.2021

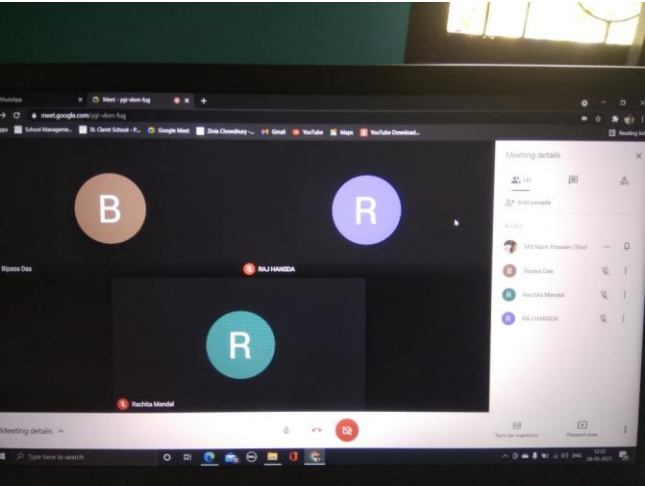


#### 4 TH SEMESTER GENERAL SAMPLE COPY OF CLASSES:

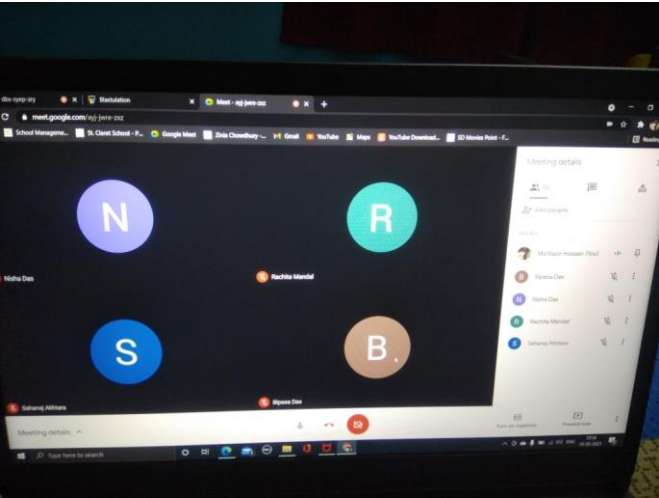


:13.05.2021

2ND SEMESTER HONS SAMPLE COPY OF CLASSES:

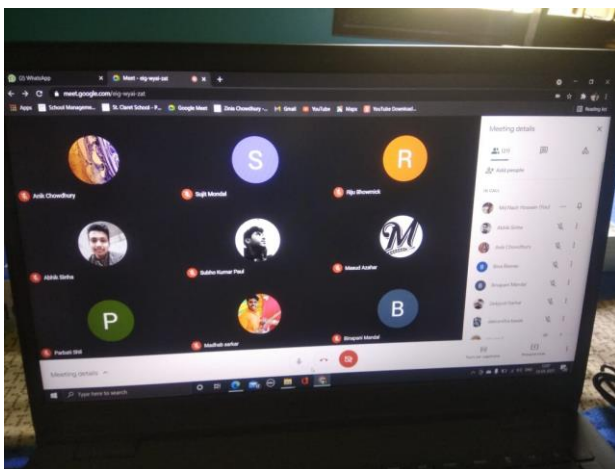


08.05.2021



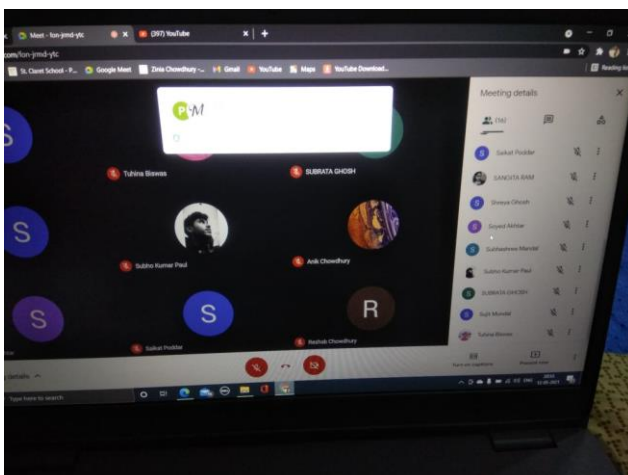
19.05.2021

2ND SEMESTER GENERAL SAMPLE COPY OF CLASSES:

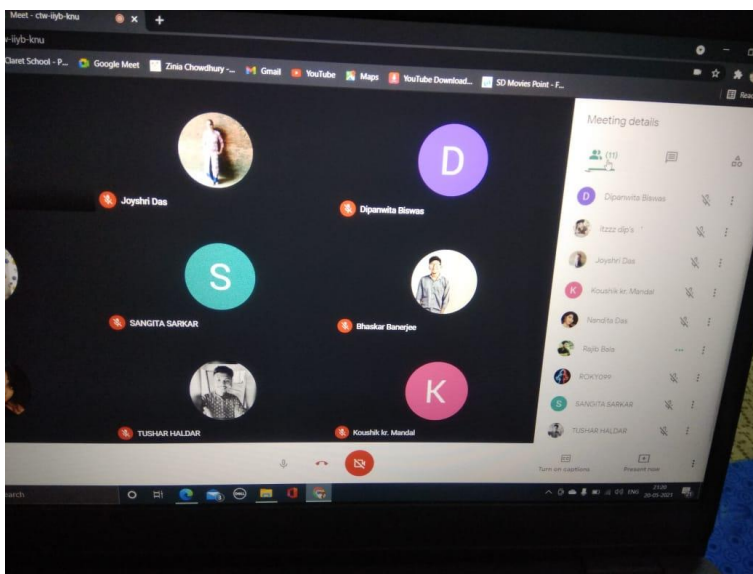


10.05.2021

12.05.2021



3 RD YEAR GENERAL SAMPLE COPY OF CLASSES:



20.05.2021

Md. Nazim Hossain

**ZOOLOGY LESSON PLAN OF ACCADEMIC YEAR 2020-2021**

ACADEMIC QUARTER	CLASS	NAME OF THE TEACHER	TOPIC TO BE COVERED	NO OF LECTURES (HOURS)
JULY 20, TO SEPTEMBER 20	1 <sup>ST</sup> SEMESTER (HONS.),	ATINDRIYA SEN, SACT.  HONS. (THEORY+ PRACTICAL) GENERAL (THEORY+ PRACTICAL) SYLLABUS TOPICS ARE TO BE ALLOTTED	<b>1<sup>ST</sup> SEMESTER (HONS.):</b> PAPER CODE: ZOOL-H-DC1-T: NON CHORDATE-I: PROTIST TO PSEUDOCOEOMATE (THEORY) Unit 5: <b>Ctenophra</b> :General characteristics and evolutionary significance.  Unit 6: <b>Platyhelminthes</b> : General characteristics and classification up to classes; life cycle, pathogenicity, parasitic adaptations and control measures of <i>Faciola hepatica</i> and <i>Taeniasolium</i> .	30
	3 <sup>RD</sup> SEMESTER (HONS.),		PAPER CODE: ZOOL-H-DC1-P: NON CHORDATE-I: PROTIST TO PSEUDOCOEOMATE (PRACTICAL GROUP A+GROUP B) 2. Identification	6
	3 <sup>RD</sup> SEMESTER (GENERAL),		<b>3<sup>RD</sup> SEMESTER (HONS):</b>  PAPER CODE:  ZOOL-H-DC5-T: CELL BIOLOGY AND PRINCIPLES OF GENETICS  (THEORY)  Unit 5: <b>Cytoskeleton</b> : Types, structure and function of cytoskeleton.  Unit 6: <b>Nucleus</b> - (i) Structure of nucleus: Nuclear envelope, nuclear pore complex, nucleolus.  (ii) <b>Chromatin</b> : Euchromatin and Heterochromatin and packaging (nucleosome)  (iii) Structure of chromosome  (iv) Introduction to polytene and lampbrush chromosome.	30
3 <sup>RD</sup> YEAR (HONS.),			PAPER CODE:  ZOOL-H-DC5-P: CELL BIOLOGY AND PRINCIPLES OF GENETICS  (PRACTICAL GROUP A+GROUP B) 6. Cytochemical demonstration(Preparation of permanent slides) (i) DNA by Feulgen reaction (ii) Mucopolysaccharides by PAS reaction. (iii) Proteins by Mercurobromophenol blue. (iv) DNA and RNA by Methyl Green Pyronin. 7. Chi-square analysis (based on di-hybrid cross) 8. Identification of chromosomal aberration in <i>Drosophilla</i> and human (by photograph). 9. Identification of various mutants of <i>Drosophilla</i> (by photographs only). 11. Pedigree analysis of some human inherited	10

			<p>trait from the supplied data.</p> <p><b>3<sup>RD</sup> SEMESTER (GENERAL):</b>  PAPER CODE:  ZOOL-G-DC7-A3-T:  GROUP B: BIOCHEMISTRY  (THEORY)  Unit 4 : <b>Nucleic acid</b> : DNA is the genetic material, Structure of purines and pyrimidines, nucleosides, nucleic acids, types of DNA and RNA</p> <p>PAPER CODE:  ZOOL-G-DC7-A3-P:  GROUP B: BIOCHEMISTRY  (PRACTICAL GROUP A+GROUP B):  iii. Study of activity of salivary amylase under optimum condition.</p> <p><b>3<sup>RD</sup> YEAR (HONS):</b>  PAPER CODE:  ZHT-IX (THEORY):  UNIT 1: <b>MOLECULAR BIOLOGY</b></p> <ol style="list-style-type: none"> <li>1. Molecular structure of DNA and RNA</li> <li>2. DNA replication: basic rules and requirements, semiconservative model of replication (Meselson's and Stahl's experiment); types- theta replication, rolling circle replication and linear eukaryotic replication.</li> <li>3. DNA damage and repair: formation of thymine dimer, nucleotide excision repair and base excision repair.</li> </ol> <p>PAPER CODE:  ZHP-III (PRACTICAL):  6. Gel electrophoresis : submarine and vertical.</p>	<p>10</p> <p>2</p> <p>20</p> <p>5</p>
OCTOBER 20, TO DECEMBER 20,	<p>1<sup>ST</sup> SEMESTER (HONS.),</p> <p>3<sup>RD</sup> SEMESTER (HONS.),</p> <p>3<sup>RD</sup> SEMESTER (GENERAL),</p> <p>3<sup>RD</sup> YEAR (HONS.),</p>		<p><b>1<sup>ST</sup> SEMESTER (HONS.):</b>  PAPER CODE:  ZOOL-H-DC1-T:  NON CHORDATE-I:  PROTIST TO PSEUDOCOEOMATE  (THEORY)  Unit 7: <b>Nemathelminthes</b> :General characteristics and classification upto classes; Life cycle, pathogenicity, parasitic adaptations and control measures of <i>Ascarislumbricoides</i> and <i>Wuchereriabancrofti</i>.</p> <p>PAPER CODE:  ZOOL-H-DC1-P:  NON CHORDATE-I:  PROTIST TO PSEUDOCOEOMATE  (PRACTICAL GROUP A+GROUP B):  2. c. Identification of adult <i>Fasciola hepatica</i>, <i>Taeniasoliumand Ascarislumbricoides</i>.</p> <p><b>3<sup>RD</sup> SEMESTER (HONS):</b>  PAPER CODE:  ZOOL-H-DC5-T:  CELL BIOLOGY AND PRINCIPLES OF  GENETICS  (THEORY)</p> <p>Unit 7: <b>Cell division</b>- (i) Cell Cycle and its regulation  (ii) Mitosis and meiosis: Basic process and their significance.</p>	<p>25</p> <p>5</p> <p>35</p>

			<p>Unit 8: <b>Cell signalling</b>-(i) Cell signalling transduction pathways, Types of signalling molecules and receptors. (ii) GPCR and role of second messenger (cAMP) (iii) Extracellular matrix-cell interactions.</p> <p>PAPER CODE: 5</p> <p>ZOOL-H-DC5-P: CELL BIOLOGY AND PRINCIPLES OF GENETICS</p> <p>(PRACTICAL GROUP A+GROUP B)</p> <ol style="list-style-type: none"> <li>1. Preparation of temporary stained squash of onion root tip to study various stages of mitosis.</li> <li>2. Study of various stages of meiosis from grasshopper testis.</li> </ol>	
			<p><b>3<sup>RD</sup> SEMESTER(GENERAL):</b></p> <p>PAPER CODE: 10</p> <p>ZOOL-G-DC7-A3-T: GROUP B: BIOCHEMISTRY (THEORY)</p> <p>Unit 5: <b>Enzymes</b>- Nomenclature and classification; Mechanism of enzyme action.</p>	
			<p>PAPER CODE: 5</p> <p>ZOOL-G-DC7-A3-P: GROUP B: BIOCHEMISTRY (PRACTICAL GROUP A+GROUP B):</p> <p>iii. Study of activity of salivary amylase under optimum condition.</p>	
			<p><b>3<sup>RD</sup> YEAR (HONS):</b></p> <p>PAPER CODE: 20</p> <p>ZHT-IX (THEORY): UNIT 1. ECOLOGY</p> <ol style="list-style-type: none"> <li>4. Community ecology: Biotic community- definition, characteristics and classification, species diversity, fluctuations, stratification, succession, ecotone and edge effect.</li> <li>5. Population interactions: Intraspecific and interspecific associations- positive and negative interactions: mutualism, commensalism, parasitism, predation and competition.</li> </ol>	
			<p>PAPER CODE: 5</p> <p>ZHP-IV (PRACTICAL):</p> <ol style="list-style-type: none"> <li>3. Studies on zooplankton/zoogeographical fauna.</li> <li>4. Preparation of curd, cheese, and lassi (demonstration), pasteurization of milk.</li> </ol>	

JANUARY 21, TO MARCH 21,	2 <sup>ND</sup> SEMESTER (HONS.),		<p><b>2<sup>ND</sup> SEMESTER (HONS.):</b> PAPER CODE: ZOOL-H-DC3-T: DIVERSITY OF CHORDATES (THEORY) <b>Unit 5: Pisces:(i)</b> General characteristics and classification of Chondrichthyes and Osteichthyes up to Subclasses. (Romer, 1959), (ii) Accessory respiratory organs in fishes (iii) Dipnoi-distribution characteristic features and evolutionary significance and migration,(iii) Swim bladder and scales in fishes. <b>Unit 6: Amphibia:</b> General characteristics and classification up to living Orders (Duellman and Trueb 1986), (ii) Metamorphosis , neoteny and paedogenesis</p>	30
	4 <sup>TH</sup> SEMESTER (HONS.),		<p>PAPER CODE: ZOOL-H-DC3-P: DIVERSITY OF CHORDATES (PRACTICAL GROUP A+GROUP B) 1. Identification of the following specimen: iii. <b>Fishes:</b> Scoliodon, Sphyrna, Pristis, Torpedo, Chimaera, Mystus, Heteropneustes, Clarias, Catla, Labeo, Cirrhinus, Puntius, Exocoetus, Echeuis, Anguilla, Hippocampus, Tetradon/Diodon, Anabas, Flat fish, Channa, Notopterus. iv. <b>Amphibia:</b>Necturus, Bufo, Rana, Hyla, Alytes, Axoltl, Tylototriton, Ambystoma.</p>	5
	4 <sup>TH</sup> SEMESTER (GENERAL),		<p><b>4<sup>TH</sup> SEMESTER(HONS):</b> PAPER CODE: ZOOL-H-DC8-T: BIOCHEMISTRY (THEORY) <b>Unit 4: Nucleic Acids</b> - (i) Structure: Purines and pyrimidines, nucleosides, nucleotides, nucleic acids ii) Basic concept of nucleotide metabolism. <b>Unit 5: Enzymes</b> - (i) Nomenclature and classification; Cofactors and co-enzymes; Specificity of enzyme action; Isozymes, (ii) Mechanism of enzyme action; Enzyme kinetics; derivation of Michaelis-Menten equation, Lineweaver-Burk plot,( iii) Factors affecting rate of enzyme-catalyzed reactions; Enzyme inhibition; Regulatory enzymes.</p>	32
	3 <sup>RD</sup> YEAR (HONS.),		<p>PAPER CODE: ZOOL-H-DC8-P: BIOCHEMISTRY (PRACTICAL GROUP A+GROUP B) 2. Paper chromatography of amino acids. 6. To study the salivary amylase action. 7. Effect of pH on the action of salivary amylase.</p>	8
			<p><b>4<sup>TH</sup> SEMESTER (GENERAL):</b> PAPER CODE: ZOOL-G-DC10-A4-T: GENETICS AND EVOLUTIONARY BIOLOGY (THEORY) GROUP B: PRINCIPLES OF GENETICS:</p>	20



		<p>Unit 3: Mendelian Genetics and its Extension-Principles of Mendelian inheritance, Incomplete dominance and co-dominance, Multiple alleles, Sex-linked characters, Sex- influenced and Sex-limited inheritance</p> <p>PAPER CODE: ZOOL-G-DC10-A4-T: GENETICS AND EVOLUTIONARY BIOLOGY GROUP A: PRINCIPLES OF GENETICS:</p> <p><b>Unit 3: Mutations</b> - Types of gene mutations (classification), Types of chromosomal aberrations (classification with one suitable example of each), Non-disjunction and variation in chromosome number, Molecular basis of mutations in relation to UV light and chemical mutagens.</p> <p>PRACTICAL GROUP A iii. Study of Human Karyotypes (normal and abnormal).</p> <p><b>3<sup>RD</sup> YEAR (HONS.):</b> PAPER CODE: ZHT-IX (THEORY): UNIT 2: ENVIRONMENTAL BIOLOGY AND TOXICOLOGY 1. Pollution: Source and effects of major pollutants of air, water and soil 2. Toxicants and public health hazards (a) Toxic chemicals (pesticide, automobile emissions, heavy metals and fertilizers) (b) Level of toxicity— acute, sub acute, chronic; LD50, LC50</p> <p>PAPER CODE: ZHP-III (PRACTICAL):</p> <p>Determination of toxicity of permissible agents:(a) LC50 against stored grain pests/mosquito larvae; (b) LD50 against air breathing fishes (demonstration only) (graphical presentation required in both cases)</p>	<p>5</p> <p>20</p> <p>5</p>
APRIL 21, TO JUNE 21	<p>2<sup>ND</sup> SEMESTER (HONS.),</p> <p>4<sup>TH</sup> SEMESTER (HONS.),</p> <p>4<sup>TH</sup> SEMESTER (GENERAL),</p> <p>3<sup>RD</sup> YEAR (HONS.),</p>	<p><b>2<sup>ND</sup> SEMESTER (HONS.):</b></p> <p>PAPER CODE: ZOOL-H-DC3-T: DIVERSITY OF CHORDATES (THEORY)</p> <p><b>Unit 7: Reptilia:</b> (i) General characteristics and classification up to living Orders. (Young 1981),(ii) Poison apparatus and biting mechanism in snake, snake venom and method of treatment of snake biting, (ii) Sphenodon- present status</p> <p><b>Unit 8: Aves:</b> (i) General characteristics and classification up to Sub-Classes. (Young, 1981), (ii) Exoskeleton and migration in birds, (ii) Principles and aerodynamics of flight, (iv) Archaeopteryx-a connecting link.</p> <p>PAPER CODE: ZOOL-H-DC3-P: DIVERSITY OF CHORDATES (PRACTICAL GROUP A+GROUP B) 1.Identification of the following specimen: <b>Reptilia:</b> Chelone, Trionyx, Hemidactylus,</p>	<p>25</p> <p>5</p>

		<p>Varanus, Uromastix, Chamaeleon, Ophiosaurus, Draco, Bungarus, Vipera, Naja, Hydrophis, Crocodylus; Key for identification of poisonous and non-poisonous snakes.</p>	
		<p><b>4<sup>TH</sup> SEMESTER(HONS):</b>  PAPER CODE:  ZOOH-H-DC8-T:  BIOCHEMISTRY  <b>(THEORY)</b>  <b>Unit 6: Oxidative Phosphorylation-</b> Redox systems; Review of mitochondrial respiratory chain, inhibitors and un-couplers of electron transport system.</p>	35
		<p>PAPER CODE:  ZOOH-H-DC8-P:  BIOCHEMISTRY  (PRACTICAL GROUP A+GROUP B)</p> <p>8. To perform the Acid and Alkaline phosphatase assay from serum/ tissue.</p>	5
		<p><b>4<sup>TH</sup> SEMETER (GENERAL):</b>  PAPER CODE:  ZOOH-G-DC10-A4-T:  GENETICS AND EVOLUTIONARY BIOLOGY  <b>(THEORY)</b>  GROUP A: PRINCIPLES OF GEETICS:  <b>Unit 4: Sex Determination-</b> Mechanisms of sex determination in Drosophila and human</p>	25
		<p>PAPER CODE:  ZOOH-G-DC10-A4-P:  GENETICS AND EVOLUTIONARY BIOLOGY  GROUP A: PRINCIPLES OF GEETICS:  (PRACTICAL GROUP A+GROUP B)</p> <p>iv. Blood group typing.</p>	4
		<p><b>3<sup>RD</sup> YEAR (HONS):</b>  PAPER CODE:  ZHT-IX (THEORY):  UNIT 2: ENVIRONMENTAL BIOLOGY AND TOXICOLOGY  <b>3. Man and Environment-</b> (a) Sustainable development (general concept)  (b) Destruction of habitat and its consequences- wetland, paddy fields, forest, river encroachment, ecological impacts of tourism.  (c) EIA (environmental impact assessment): concept  <b>4. Botulism: common bacterial poisoning</b></p>	20
		<p>PAPER CODE:  ZHP-IV (PRACTICAL):  1. Determination of toxicity of permissible agents:(a) LC50 against stored grain pests/mosquito larvae; (b) LD50 against air breathing fishes (demonstration only)  (graphical presentation required in both cases.</p>	5

Online Class Diary Of a Single Page Sample Copy: Atindriya Sen

30 May SAT Sept. of Zoology  
Online Class Routine  
(Daily)

21/5/21 — 4th Sem. (H)  
Time — 11 a.m. on Google Meet  
Topic — Oxidative phosphorylation.

21/5/21 — 4th Sem. (G)  
Time — 12 pm. on Google Meet  
Topic — Sex Determination —  
Mechanisms of Sex deter-  
mination in Xenosiphia sp.

20/5/21 — 2nd Sem. (H)  
Time — 10 a.m. on Google Meet  
Topic — Reptilia — Snake venom  
and method of treatment of Snake  
biting.

22/5/21 — 3rd Year (H)  
Time — 12 pm  
Topic — Man and Environment —  
Ecological impacts of tourism.

24/5/21 — 3rd Year (H)  
Time — 10 a.m.  
Topic — EIA concept — Environ-  
mental impact assessment process.

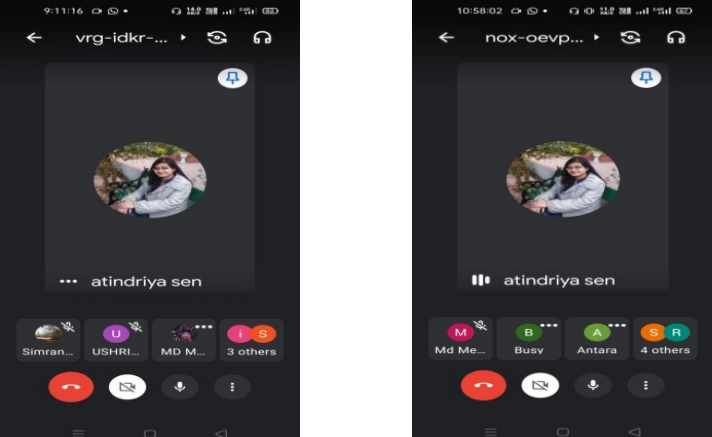
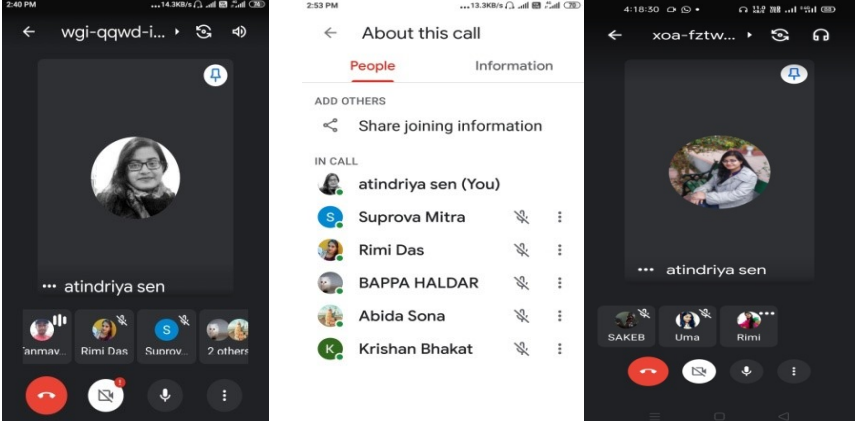
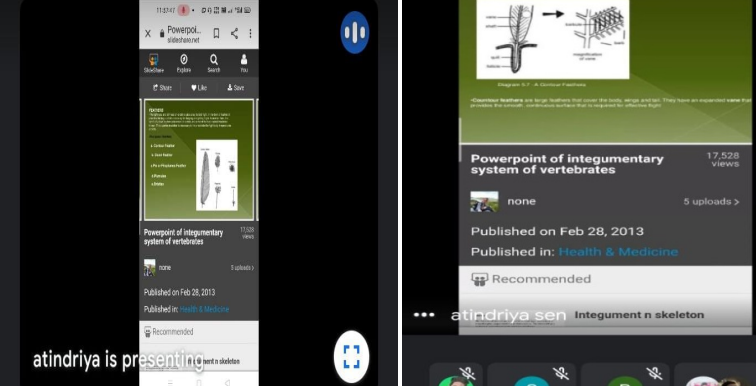
24/5/21 — 4th Sem (H)  
Time — 11 a.m.  
Topic — Inhibitors and uncouplers  
of electron transport system.

25/5/21 — 4th Sem. (G)  
Time — 9 a.m.  
Topic — Basic concept and funda-  
mental process of Blood Group Typing.

25/5/21 — 2nd Sem (H)  
Time — 10 a.m.  
Topic — Reptilia — Basic Status of  
Sphenodon  
Aves — General characteristics.

2020 If you are going through hell, keep going — Winston S. Churchill  
God has no religion — Mahatma Gandhi

**Sample Copy Of Online class records By Atindriya Sen:**

Academic quarter	Classes	Documents
July '20-Sept '20	1 <sup>st</sup> Semester Honors.	
“	3 <sup>rd</sup> Semester Honors.	
“	3 <sup>rd</sup> Semester General	

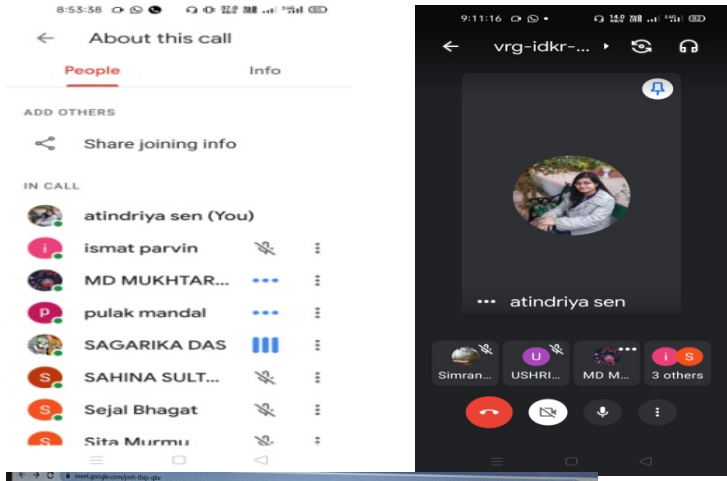
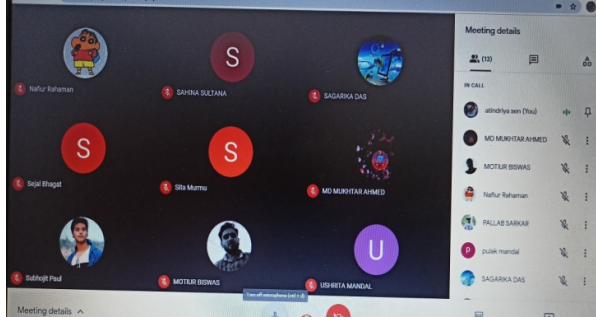
“	3 <sup>rd</sup> year Hon s.	
---	--------------------------------------	--

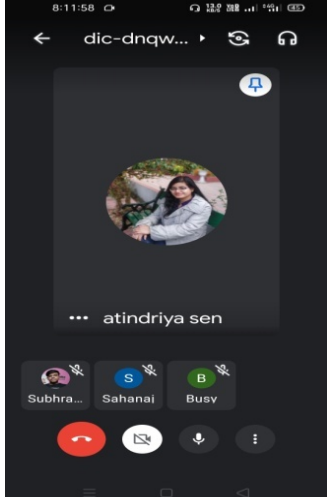
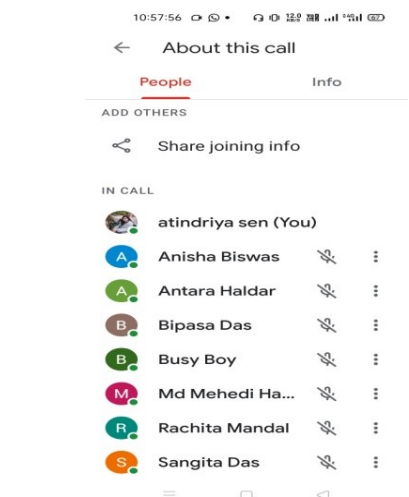
Aca de mic qua rter	Clas s	<b>Documents</b>
---------------------------------	-----------	------------------

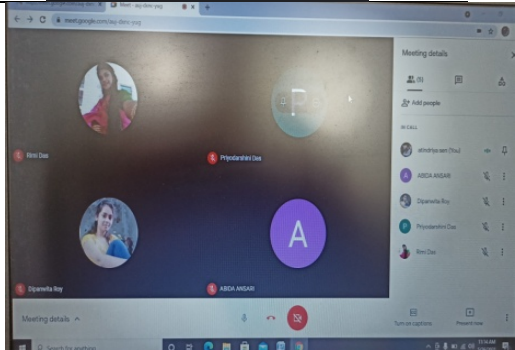
Oct obe r '20- Dec em ber '20	1 <sup>st</sup> Se mes ter Hon s.	
--	--	--


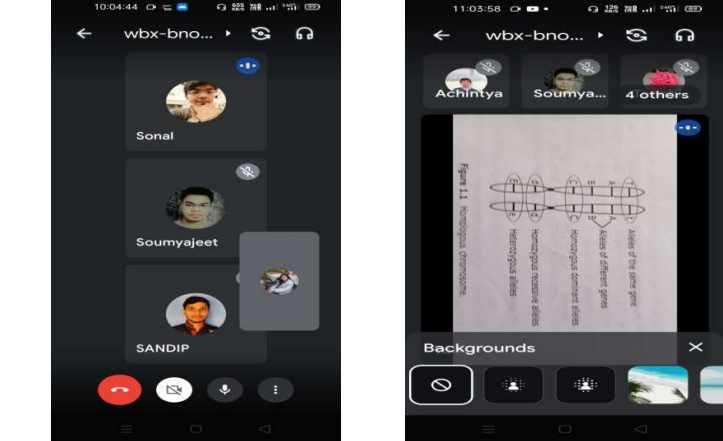
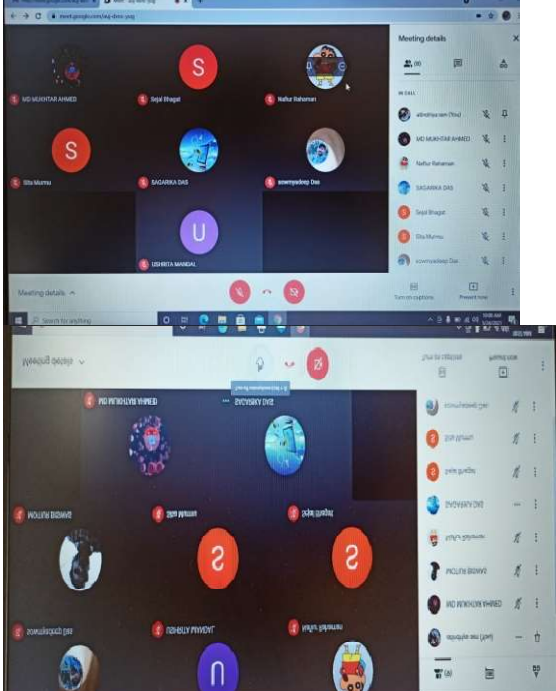
“	3 <sup>rd</sup> Se mes ter Hon s.	
---	--	--

"	3 <sup>rd</sup> year Hon s.	
Januar y '21 – March '21	2 <sup>nd</sup> Semester Hon s.	
"	4 <sup>th</sup> Semester General	

“	3 <sup>rd</sup> year Honors.	 
---	------------------------------------	---

April '21- June '21	2 <sup>nd</sup> Semester Honors.	 
------------------------------	--	---

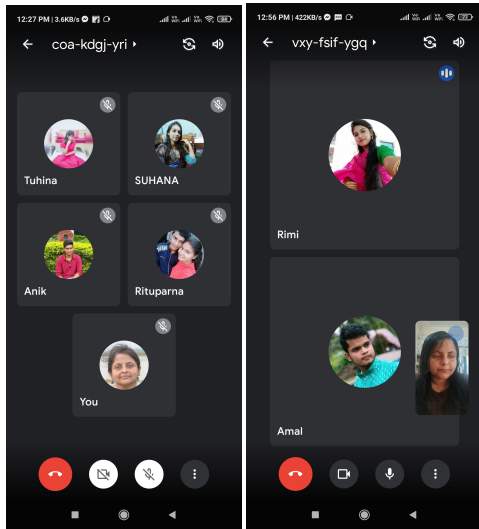
“	4 <sup>th</sup> Semester Honors.	
---	--	---

		
"	4 <sup>th</sup> Semester General	
"	3 <sup>rd</sup> year Hon s.	

Akshaya Sen



## Ms Sanchita Chakraborty – Class details



Sanchita Chakraborty